Screw Mount Leicas

1925 - 1960

CONTAX

Copyright by
Christoph Ostertag

Luftwaffe

The LEICA R3-MOT
Profile and technology of a modern camera

Copyright © Leica Camera AG

PREISE	RM	Tele-Wort
Leica-Kamera mit auswechselbarem Objektiv „Elmar" 5 cm 1:3,5, mit 1 Kassette ohne Etui	220.—	Leane
Entfernungsmesser Nr. 1 F.	22.—	Fofer
Auswechselbares Objektiv „Elmar" 3,5 cm 1:3,5	80.—	Ekurz
Auswechselbares Objektiv „Elmar" 9 cm 1:4	100.—	Elang
Auswechselbares Objektiv „Elmar" 13,5 cm 1:4,5	130.—	Efern
Auswechselbares Objektiv „Hektor" 5 cm 1:2,5	120.—	Hektor
Universalsucher für die Objektive 3,5, 5 und 13,5 cm	32.—	Visor
Universalsucher für die Objektive 3,5, 5 und 9 cm	32.—	Visax
Universalsucher für alle Objektive von 3,5, 5, 9 und 13,5 cm passend	32.—	Visil
Rindledertasche für „Leane" allein	8.—	Etrux
Bereitschaftstasche für „Leane" . .	12.—	Esnel
Bereittchaftstasche für „Leane" mit „Fofer"	14.—	Esmit
Rindledertasche für „Leane", mit 4 auswechselbaren Objektiven, 2 Reservekassetten, Entfernungsmesser, Winkelsucher, Universalsucher, Gelbfilter u. Vorsatzlinsen	25.—	Etgam

Stop! Nicht weiter herausziehen
Stop! Draw out no further
10cm=4"
Attention! Ne pas sortir plus loin
Attenzione! Non estrarre oltre
Copyright by
©
Christoph Ozdoba

BLACK & WHITE FILM
Copyright by Christopl Gadolin

Copyright by
©
Oxford. Oxford

Copyright by
© Christoph Ozdoba

Copyright © C. Ozdoba

Copyright by
©
Christoph Gerdes


Copyright by
Christoph Ozdoba

Copyright by
Christoph Ozasek


Copyright by
Christoph Ozdoba
BLACK & WHITE FILM

Ernst Leitz
Wetzlar
Copyright by
Christoph Ozdoba

Copyright by
Christoph Ozdoba
Stop! Nicht weiter herausziehen
Stop! Draw out no further
10cm=4"
Attention! Ne pas sortir plus loin
Attenzione! Non estrarre oltre

Copyright ©
Cassoni-Cassoni

Copyright by
©
Christoph Gedeck

Copyright ©
Crescent Designs

Copyright of Crescent Design

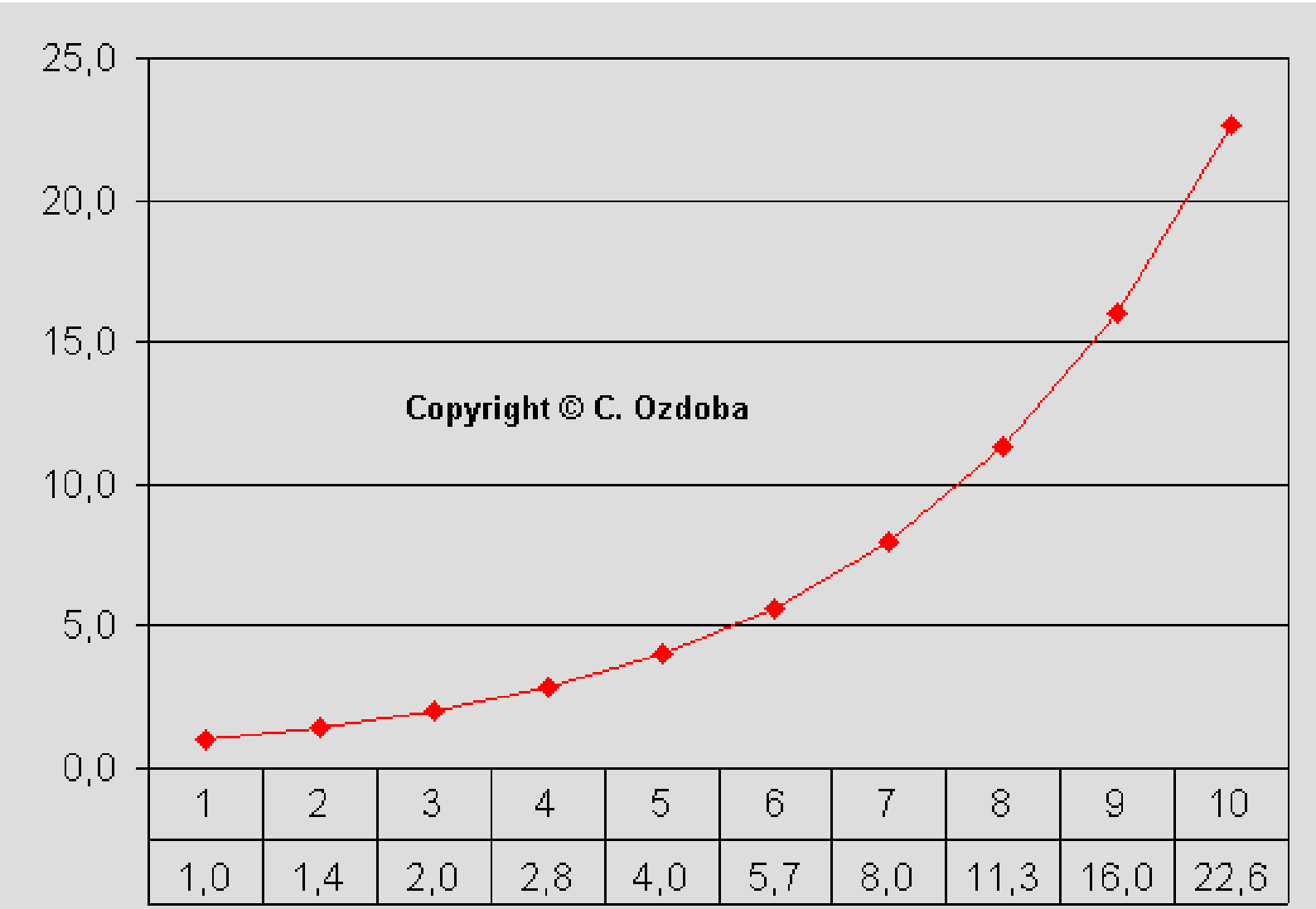

1	2	3	4	5	6	7	8	9	10
1,0	1,4	2,0	2,8	4,0	5,7	8,0	11,3	16,0	22,6

Copyright ©

Copyright by
©
Christoph Gadow



Copyright © Leica Camera AG

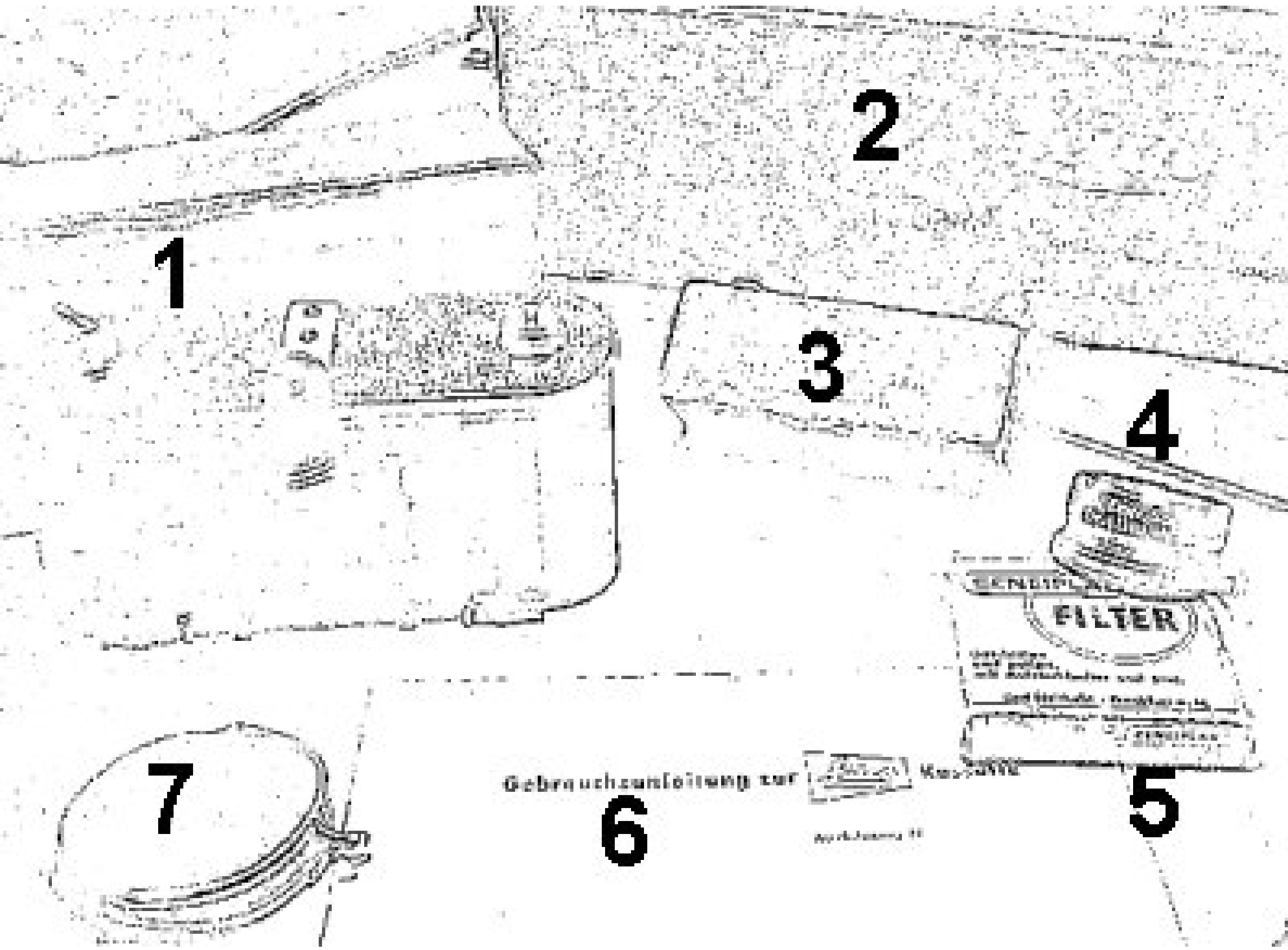
1
2
3
4
FILTER
5
6
7

Leica



AN ILLUSTRATED HISTORY
VOLUME III – ACCESSORIES

James L. Lager

Leica
Copyright by Christoph Ozasba ©
CENEIPLAN
FILTER
CENEIPLAN
Gebrauchsanleitung zur Leica Kassette
Ausführung N

Elmar 5cm
Ernst Leitz Wetzlar

E.LEITZ
WETZLAR
GERMANY
Copyright ©

90552
Copyright by
Christoph Ozdoba

Copyright by
©
Christoph Ozdobe

3,5
5
8,5
9
13,5
Copyright by Christoph Ozdobe
©

CENEIPLAN
FILTER
Geschliffen
und poliert,
mit Aufsteckhalter und Etui.
Carl Neithold
Copyright by

3964 z - 110



3963z - 110

3965z-110



3967x - 110

3966 z - 110

3968 z - 110



3969z - 110



2601z - 110

3471z - 110



3470z - 110

2896z - 110

6830 x - 110

8065z - 110

Ur-LEICA
Attrappe
Dummy
Attrape
940 231
Nachbildung der Ur-Leica
Copyright by
Christoph Gaudenz
125



Copyright © Leica Camera AG

ERNST LEITZ
ZLAR G
Nachbildung der Ur-Leica
Copyright by
Christoph Gaudenz

Ernst Leitz
Leitz Elmar
1:3.5 F=50mm
Copyright by
Christoph Gaudius

1:3.5 F=50mm
Copyright by
Christoph Gaspar

№ 36196
Wetzlar
D.R.P.
Copyright

Copyright
Leica Camera AG

Optiker Koch Zürich
Copyright by
©
Christoph Gaudenz



ELEITZ
WETZLAR
Copyright by
Christoph Gerdes



Copyright © Leica Camera AG

Nullserien-Leica Nr. 119
0-series model # 119



Copyright by
Christoph Gerdes

Leitz Anastigmat 1:3,5
F=50mm
Copyright by

№ 2677637
Z
R
M
Ernst Leitz Wetzlar
Copyright by
Christoph Ozdoba

Leitz
COPYRIGHT ©

Copyright Leica Camera AG

Copyright Leica Camera AG

Copyright Leica Camera AG

Copyright Leica Camera AG

Copyright Leica Camera AG

Copyright by
Christoph Gaddis
Elmar 1:3.5 F=50mm

Leica

THE UNIVERSAL CAMERA



LEICA
Model C

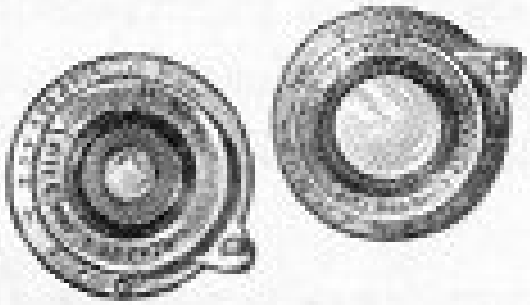

This model of the LEICA is similar to the Model A except that the lens mount may be removed from the camera by unscrewing from the flange. LEICA Model C may be obtained with any one or all of the lenses previously described. These lenses are interchangeable with each other but it should be noted that each lens must be individually focused to the camera on which it is to be used.

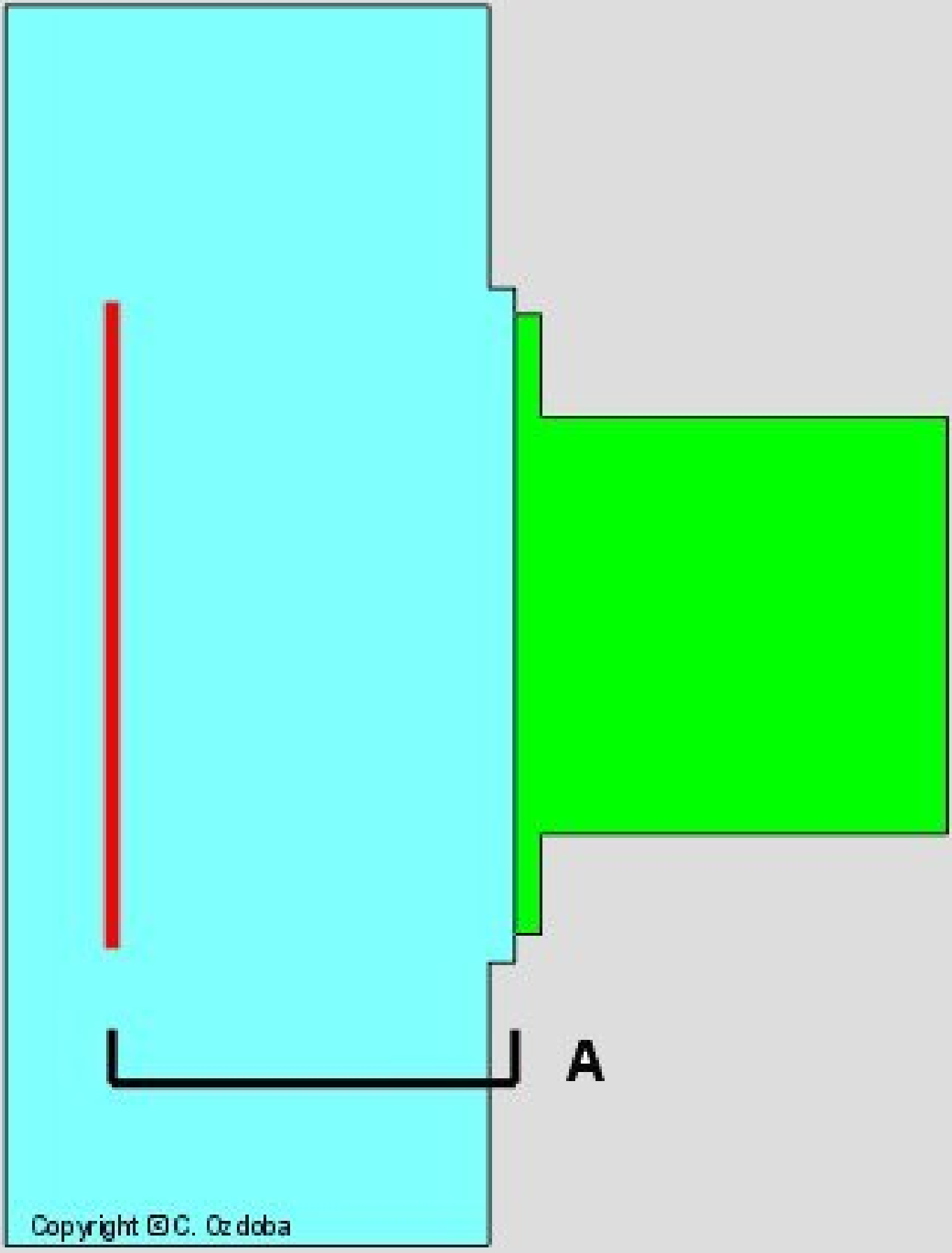
A
Copyright © C. Ozdoba

Copyright by
©
Christoph Gerber

STANDARD
Leica
ERNST LEITZ · WETZLAR


Copyright by
Christoph Gerber

Gebrauchs-Anleitung

Leica IIIc

E. LEITZ
WETZLAR

Copyright by
©
Christoph Gadsch

Copyright by
©
Christoph Gaddy

Copyright by
©
Christoph Gaspar


Copyright by
©
Christoph Gaspar

Copyright by
©
Christoph Gadow

Copyright by
© Christoph Ozasek

Copyright ©
Christoph Ozdoba

Copyright by
©
Christoph Ozdoba
ele-Xenar f: 4,5 F=18 cm

Copyright by
Christoph Ozdoba

Leitz

f=18cm ORP
Copyright by
Christoph Ozdoba
©

Copyright by
©
Christoph Ozdanbe

135 150
Copyright by
©
Christoph Ozdoba

Copyright © Leica Camera AG

Chris Ozdoba's Leica Website

LEICA CL
- A joyous way to invest in dynamic photography

LEICA® CL

The smallest rangefinder camera featuring a LEICA bayonet lens mount and selective through-the-lens exposure metering

Leitz
WETZLAR

Copyright by
Osborn

LEICA CL
LENS MADE IN GERMANY

Copyright by
Christoph Gaudin

LEICA CL
SUMMICRON-C
LEITZ WETZLAR
Copyright by

Erleben Sie den Unterschied!

Erleben Sie den Unterschied!

Grosse LEICA Testaktion

Einmal in aller Ruhe eine Leica testen – ein oft formulierter Wunsch wird jetzt Realität. Spüren Sie die tolle Ergonomie, die wertvollen Materialien und das wertbeständige Finish. Die ausgezeichneten Bildresultate werden Sie überzeugen.

Ihr LEICA Repräsentant hält ab sofort ein spezielles LEICA Testkit für Sie bereit. Nutzen Sie diesen Gutschein für den Einstieg in die Welt von LEICA und profitieren Sie von **sFr. 800.– Startkapital für Ihre LEICA.**

LEICA
M6
Test the Best
Copyright by
Christoph Oehlert

Test the Best
Copyright by
Christoph Gadola

Test the Best
Copyright by
LEICA CAMERA
MADE IN GERMANY

Test the Best
LEICA CAMERA
MADE IN GERMANY
Test the Best
LEICA CAMERA
MADE IN GERMANY
Copyright by
Christoph Gerdes

DX
Copyright ©

LEICA
M6
M7
Test the Best
Test the Best
Copyright by
Christoph Gadsch

Test the Best
AUTO
1000
500
Copyright by
©
Christoph Gadsden

Nikon for Windows
Multimedia CD about the Nikon-System
Version 2.0

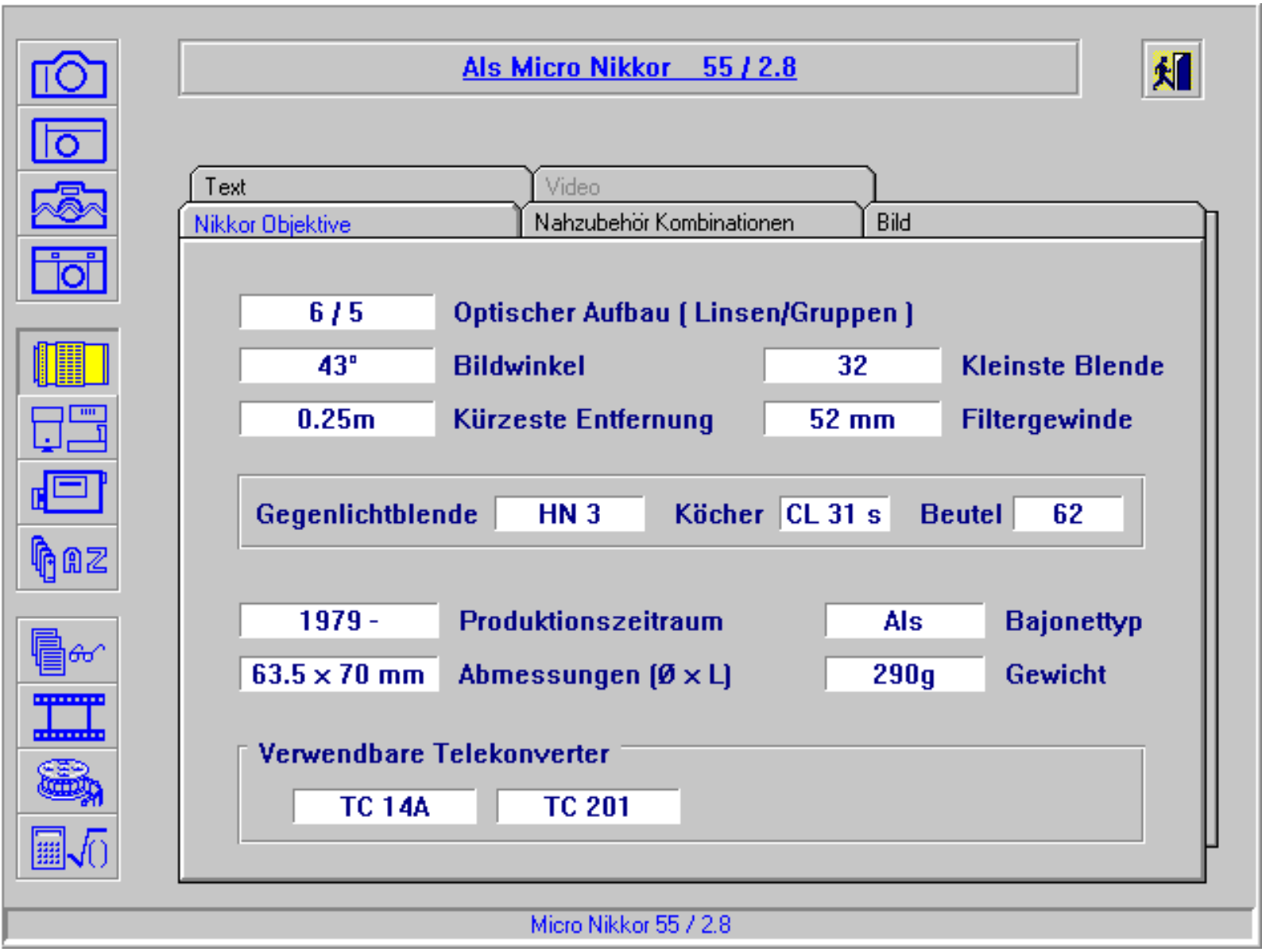
Als Micro Nikkor 55 / 2.8
Text
Video
Nikkor Objektive
Nahzubehör Kombinationen
Bild
6 / 5
Optischer Aufbau (Linsen/Gruppen)
43°
Bildwinkel
32
Kleinste Blende
0.25m
Kürzeste Entfernung
52 mm
Filtergewinde
Gegenlichtblende
HN 3
Köcher
CL 31 s
Beutel
62
1979 -
Produktionszeitraum
Als
Bajonettyp
63.5 x 70 mm
Abmessungen (Ø x L)
290g
Gewicht
Verwendbare Telekonverter
TC 14A
TC 201
Micro Nikkor 55 / 2.8

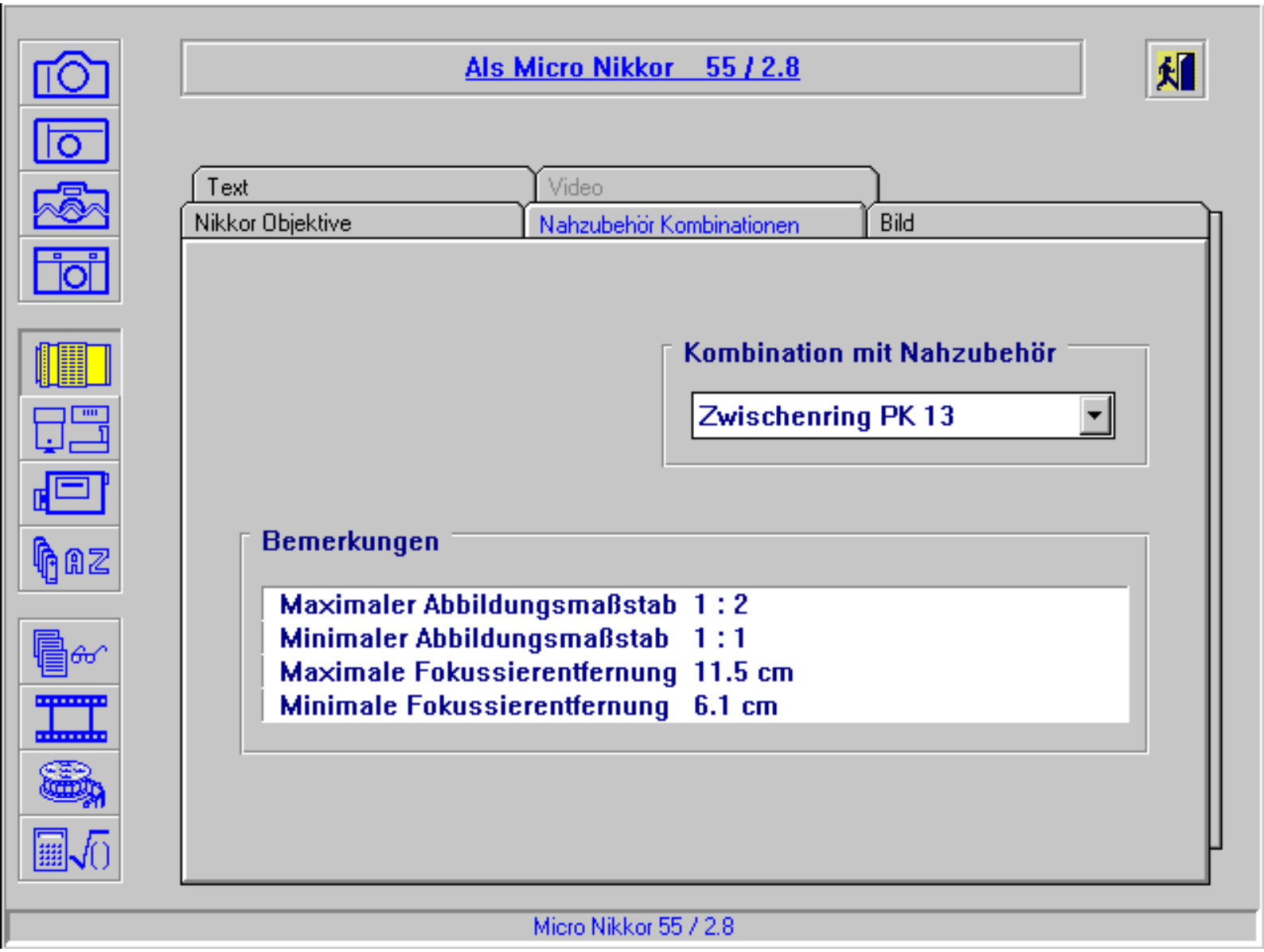
Als Micro Nikkor 55 / 2.8
Text
Video
Nikkor Objektive
Nahzubehör Kombinationen
Bild
Kombination mit Nahzubehör
Zwischenring PK 13
Bemerkungen
Maximaler Abbildungsmaßstab 1 : 2
Minimaler Abbildungsmaßstab 1 : 1
Maximale Fokussierentfernung 11.5 cm
Minimale Fokussierentfernung 6.1 cm
Micro Nikkor 55 / 2.8

Foto Rechner

Tiefenschärfe | Abbildungsmaßstab | Farbtemperatur

Brennweite

600 mm

Tiefenschärfebereich

von 181,16 bis 223,06 m

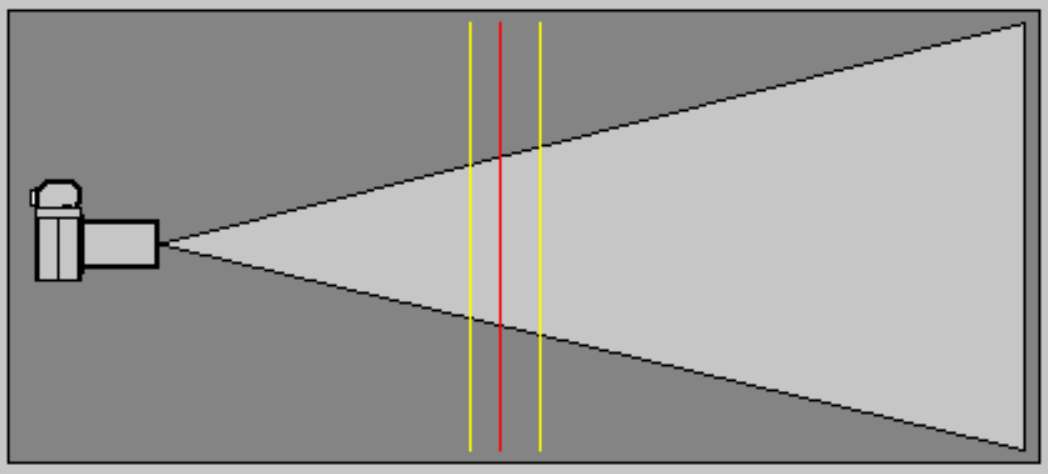

5,6

200m

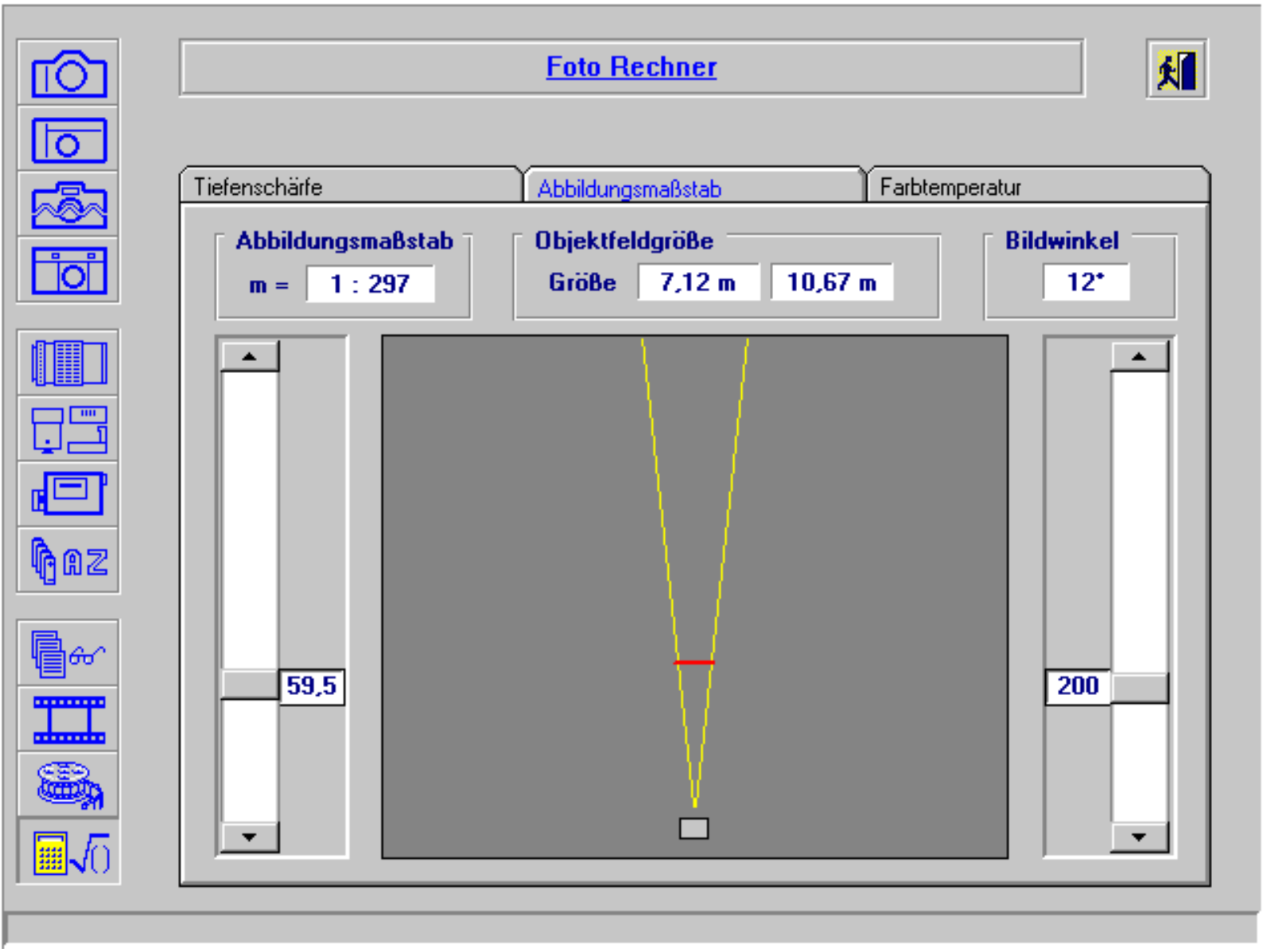
Foto Rechner
Tiefenschärfe
Abbildungsmaßstab
Farbtemperatur
Abbildungsmaßstab
m = 1 : 297
Objektfeldgröße
Größe 7,12 m 10,67 m
Bildwinkel
12°
59,5
200

Leica

Schraubleicas

1925 - 1960

Leica

The SLR System

LEGENDE
Leica
LEICA SUMMARIT
EINE VIRTUELLE REISE IN DIE WELT DER LEICA
1:2.4/40mm
Laterna magica

STAMMBAUM

Stammbaum

Museum

Chronik

Stories

Leica AG

Exit



Contax

Contax

Contax

Contax I, II, III

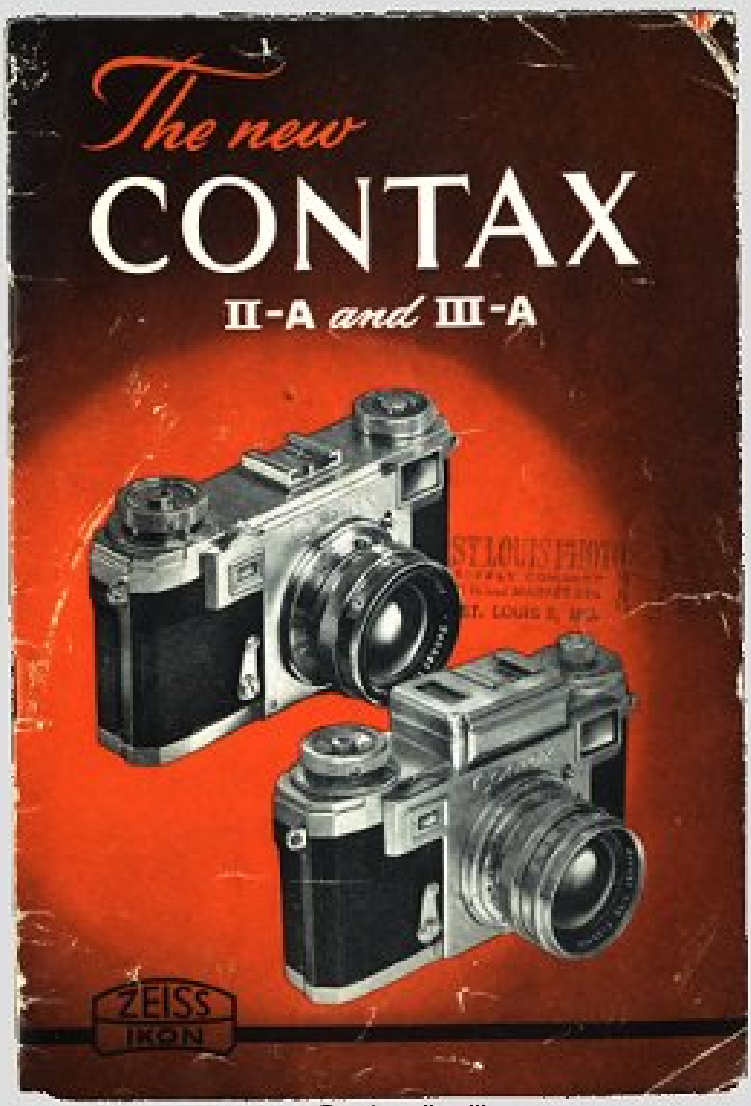

Contax IIa, IIIa

KATALOG

Schraub-Leicas

- Leica III silber
- Leica IIIa 1/1000 sec
- Leica 250 Reporter (III)
- Leica 250 Reporter (IIIa)
- Leica 72 18x24 mm
- Leica IIIb
- Leica IIIc
- Leica IIIc kältefest
- Leica IIId
- Leica IIc
- Leica Ic
- Leica IIIf 1950
- Leica IIIf 1952
- Leica IIIf 1954
- Leica IIf 1951
- Leica IIf 1952
- Leica If schwarze Grav.

SCHLIESSEN

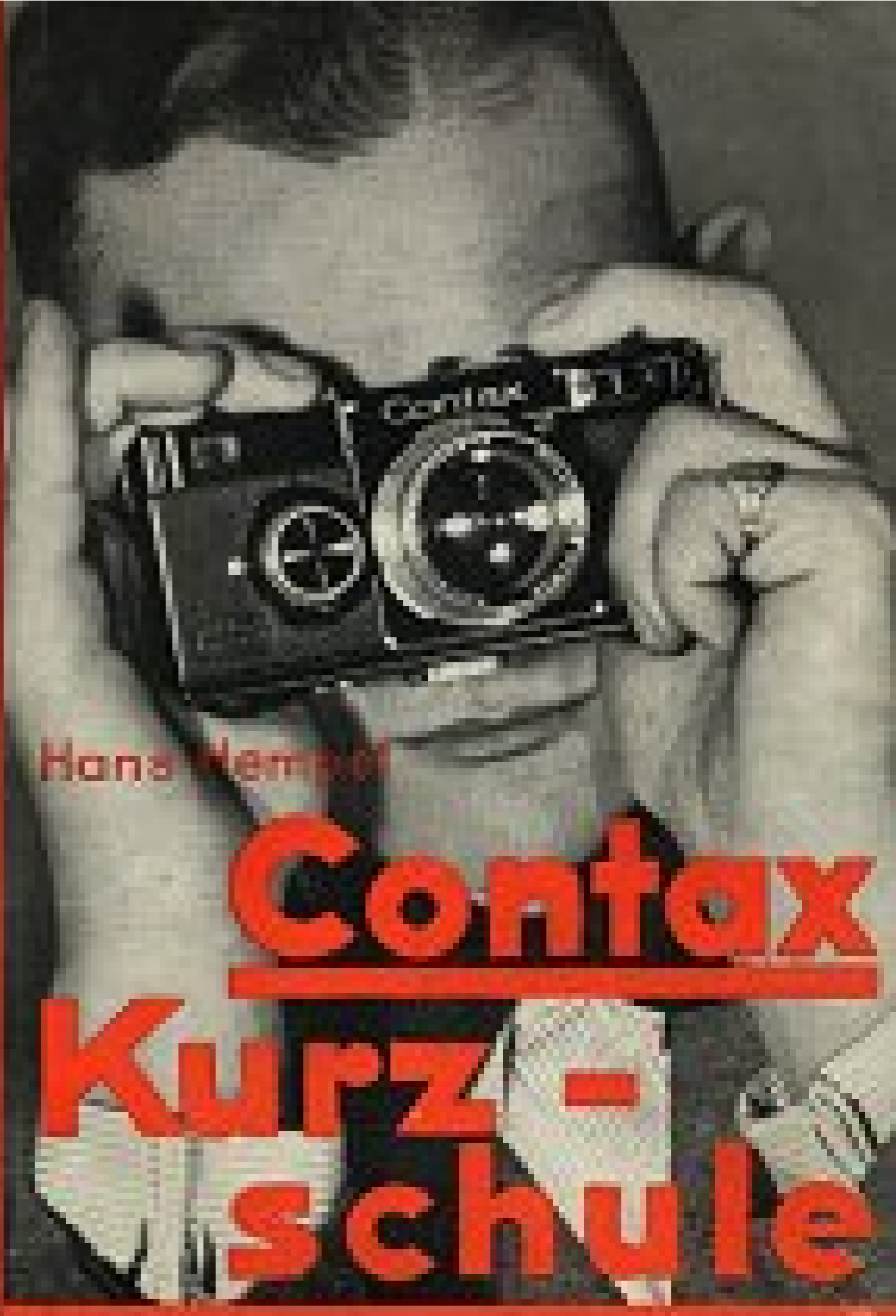

Hans Hermann

Contax Kurz-schule

croy



DAS ONTAX BUCH

[illegible]

croij

Das Contax-Buch

PHOTOGRAPHIE UND FORSCHUNG

CONTAX GUIDE

THE CONTAX WAY



H · FREYTAG

Hans-Jürgen Kuč

Auf den Spuren der Contax

Band I

Contax-Geschichte von 1932 bis 1945

Wittig Fachbuch

Zeiss Ikon Cameras 1926-39

By D.B. Tubbs

ZEISS

COMPENDIUM
East and West – 1940-1972

Charles M. Barringer
and Marc James Small

KATALOG

Schraub-Leicas

- Leica III silber
- Leica IIIa 1/1000 sec
- Leica 250 Reporter (III)
- Leica 250 Reporter (IIIa)
- Leica 72 18x24 mm
- Leica IIIb
- Leica IIIc
- Leica IIIc kältefest
- Leica IIId
- Leica IIc
- Leica Ic
- Leica IIIf 1950
- Leica IIIf 1952
- Leica IIIf 1954
- Leica IIf 1951
- Leica IIf 1952
- Leica If schwarze Grav.

Die Leica IIIa war die erste Leica mit 1/1000s als kürzester Verschlußzeit. In allen anderen Einzelheiten und Funktionen entsprach sie der Leica III von 1933. Ihre Fertigung begann 1935 ab Seriennummer 156 201. Bis 1939 wurden 91 250 Kameras silbern verchromt und 800 schwarz lackiert hergestellt. Die letzte Leica IIIa hatte die Nummer 357 186. Nach dem Zweiten Weltkrieg lief nochmals eine kleine Serie von 637 verchromten Kameras von den Montagetischen. Rund 500 von ihnen montierte die Firma Saroptico in St. Ingbert in der damals französisch besetzten Zone, dem heutigen Saarland. Diese Leicas erhielten auf der Deckkappe zusätzlich die Gravur "Monté en Sarre", trugen die Seriennummern 359 000 bis 359 500 und sind heute sehr gesuchte Sammlerobjekte.

SCHLIESSEN

CONTAX RANGEFINDER LENSES 1932 - 1962



JOHN KEESING

DER KENNER
UND DIE
CONTAX

ZEISS
IKON
DIE ZEHN OBJEKTIVE DER CONTAX

Contax
Sonnar 1:2 f=5cm
Carl Zeiss Jena Nr.2555861
Copyright by
Christoph Gaudin

Contaxphotographie

ZEISS
IKON

ZEISS
IKON

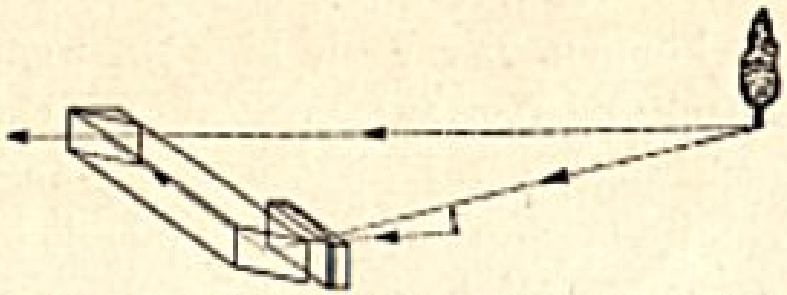

Schematische Darstellung des Meß-Suchers (Schwenkkeilentfernungsmessers)

1/1250 Sekunde

– unvorstellbare Geschwindigkeit –


50
125
250
500
1250
Copyright by
Christoph Gedeon

Copyright by ©
Christoph Gerber

TIMELINE

Stammbaum

Museum

Chronik

Stories

Leica AG

Exit

Eine Versicherung gegen Belichtungsfehler

PHOTOELECTRIC EXPOSURE METER OF CONTAX III



Nikon I

Video

Technische Daten Kameras | Bild | Text

24 x 32 mm	Aufnahmeformat
1/20s - 1/500s + 1s - 1/8s	Verschlußzeiten
Drehknopf	Filmtransport

Sucherrahmen

50 mm

0.6 x	Suchervergrößerung	Kein	Motoranschluß
Kein	Synchronanschluß	739	Stückzahlen
Nein	Selbstauslöser	1948	Markteinführung

Nikon System CD

- Geschichte
- Modelle
- technische Daten

von 1948 bis heute

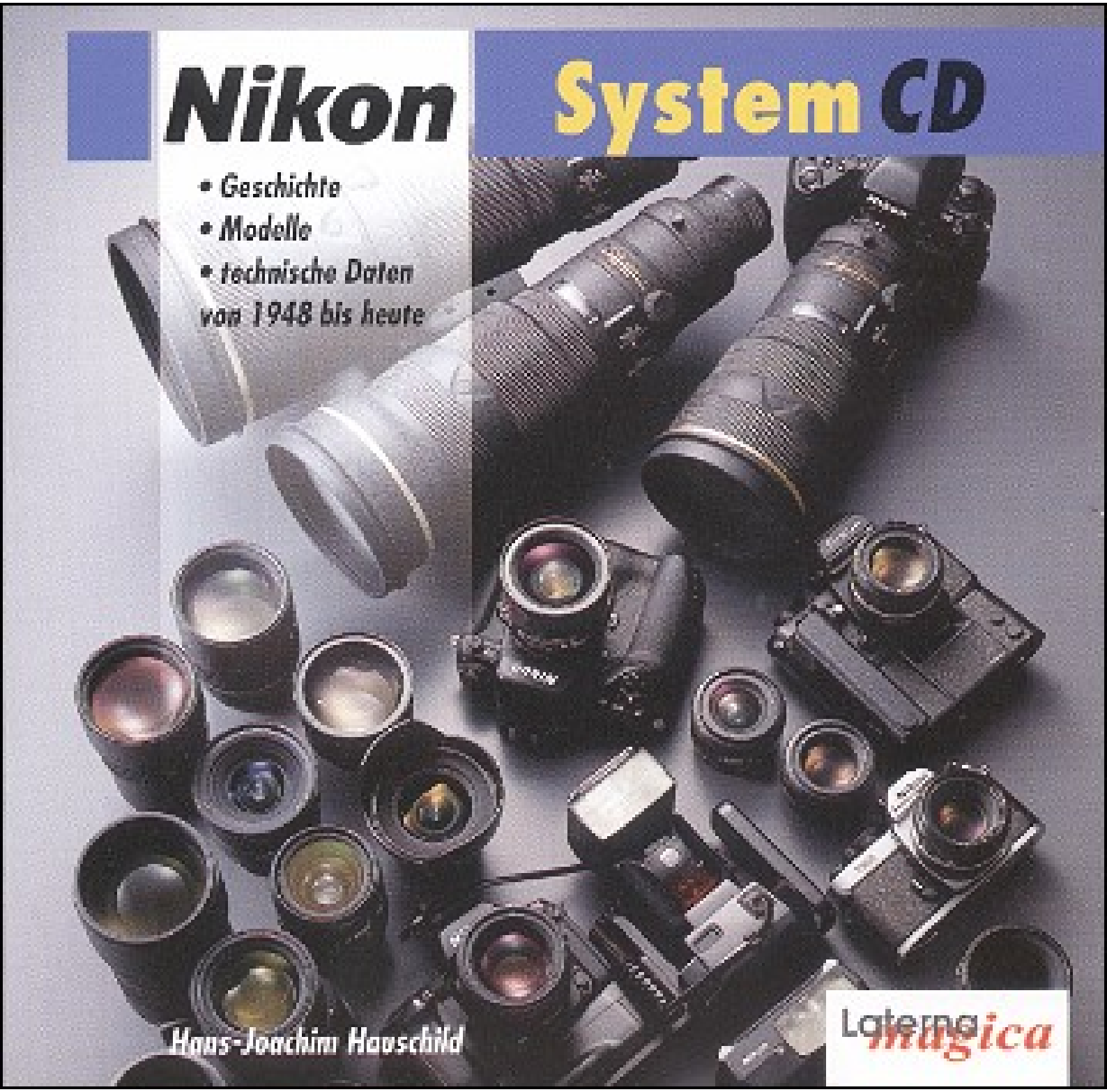

Hans-Joachim Haaschild

Laterna magica

Nikon I 1948 stellt man die Nikon I (TD) vor, eine Sucherkamera mit dem Filmformat 24x32 mm: auch zu dieser Zeit gibt es bereits Bestrebungen, von dem gar nicht so günstigen Seitenverhältnis, zwei zu drei wegzukommen. Äußerlich erinnert die Nikon I sehr stark an die deutsche Contax II, und sie besitzt sogar das gleiche Objektivbajonett.

Innerlich dagegen hat Nikons Erstling mehr Ähnlichkeit mit der Leica III a, besonders in bezug auf die Verschlußrollos (TI). Versehen wahlweise mit einem 50/2,0 oder 50/3,5 Nikkor-Standardobjektiv und einem Mischbildentfernungsmesser reiht sich die erste Nikon direkt in die Reihe

TD - Nikon I - NIKON SYSTEM CD - Netscape

Technische Daten	Nikon I
Markteinführung	1948
Produktionsstückzahlen ca.	739
Aufnahmeformat	24 x 32 mm
Verschlußzeiten	1/20s - 1/500s + 1s - 1/8s
Filmtransport	Drehknopf
Sucherrahmen für	50 mm
Suchervergrößerung	0.6 x
Synchronanschluß	-
Selbstauslöser	-
Motorantrieb	-

NIKON SYSTEM CD - www.laterna-magica.de

Sucherkamera mit dem
s bereits Bestrebungen,
zwei zu drei
r stark an die deutsche
tivbajonett.

Innerlich dagegen hat Nikons Erstling mehr Ähnlichkeit mit der Leica III a, besonders in bezug auf die Verschlußrollos (TI). Versehen wahlweise mit einem 50/2,0 oder 50/3,5 Nikkor-Standardobjektiv und einem

LEICA AG

Stammbaum

Museum

Chronik

Stories

Leica AG

Exit

Die Gründer

Oskar Barnack

Technische Information - Verschlußsysteme - NIKON SYSTEM ...

Bei den Nikon SLR-Kameras wird ausnahmslos ein Schlitzverschluß ins Kameragehäuse integriert. Im wesentlichen besteht dieser Verschluß entweder aus zwei Rollos aus gummiertem Tuch (Nikon I, S, M) oder speziell bei Nikon aus Titaniumfolie (SP, F - F 3). Ab der Nikkormat-Baureihe verwendet man anstatt der Rollos durch Gelenke miteinander verbundene Metallstreifen (Lamellen), die deutlich weniger Platz im Gehäuse benötigen als Rolloverschlüsse.

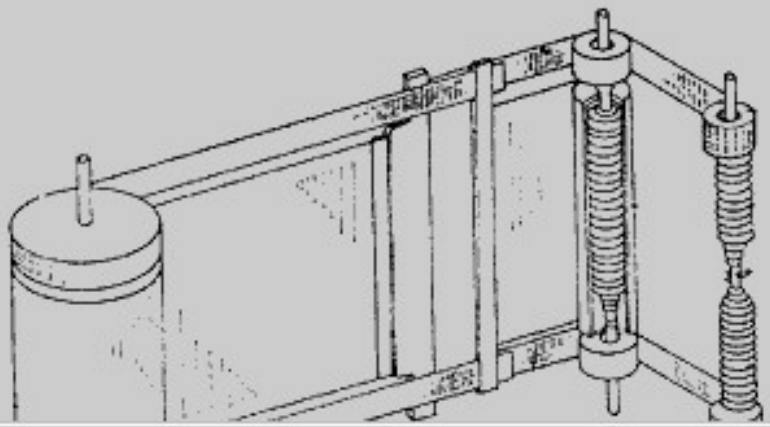

...cherkamera mit dem
...ereits Bestrebungen,
...ei zu drei
...tark an die deutsche
...bajonett.

Innerlich dagegen hat Nikons Erstling mehr Ähnlichkeit mit der Leica III a, besonders in bezug auf die Verschlußrollos (TI). Versehen wahlweise mit einem 50/2,0 oder 50/3,5 Nikkor-Standardobjektiv und einem Mischbildentfernungsmesser reiht sich die erste Nikon direkt in die Reihe der Spitzenkameras ein. Der Entfernungsmesser ist übrigens im

Leica
MBAS LEICASYSTEM
STANDARD Leica
ERNST LEITZ · WETZLAR
LEICA History
1925 - 1965
Leica
THE CAMERA
OF MODERN TIMES
Leica

Schweizer qualitäts
WEBHOSTING
500MB für Fr. 24.95 inkl. MwSt.
I.P.S
24/7 Support per E-Mail
plus kostenlosen
Support per Telefon
056 451 1035
Web Builder
Web Mail
Web FTP

3: 771.313.4

E.LEITZ WETZLAR Archiv

LEITZ

KLEINFILM-KAMERA „LEICA"

Die kleinste Schlitzverschluß-Kamera

ERNST LEITZ, Optische Werke, WETZLAR

Liste: Photo 1065

"1925.02" (o. Pr.)

nd	Leica the pioneer and leader	Leaflet	Deutsch	general
nd	Quick reference Data for Leica	Leaflet	English	camera
nd	Developing Tank REELO Instructions	Leaflet	English	instructions
nd	Die Leica Modell II	Booklet	Deutsch	camera
1901	Leitz Periplan Objektiv	Booklet	Deutsch	history
1905	Der Mechau projektor	Book	Deutsch	history
1905	Verkaufsbedingungen	Booklet	Deutsch	history
1925	Photography with the Leica Camera	Booklet	English	general
1925	Leitz Kleinfilm Kamera "Leica"	Booklet	Deutsch	camera
1925	Directions for using the Leitz Leica rollfilm camera	Booklet	English	instructions
1926	Leica Camera	Booklet	Deutsch	camera
1926	Leitz Leica roll film Camera Review	Leaflet	English	camera
1926	Gebrauchsanweisung zur Leitz "Leica" Kamera	Booklet	Deutsch	camera
1927	Directions for using the Leitz Leica camera	Booklet	English	instructions
1927	Leitz Barnack Camera	Leaflet	Deutsch	history
1928	Hints on using Leica Camera	Booklet	English	general
1928	FODIS photographic near range finder	Leaflet	English	accessories
1929	Leica Tabellen	Booklet	Deutsch	general
1929	Gebrauchsanweisung Leica Kamera (Manuscript)	Booklet	Deutsch	camera
1930	Leitz "Leica" Camera	Booklet	English	general

Leica®

Das Produkt- und Sammler-Buch

Dennis Laney

Augustus Verlag

® Registrierte Warenzeichen der Leica Camera GmbH

Leica

A History illustrating every Model and Accessory

Paul-Henry van Hasbroeck

Revised and updated edition
with 62 colour plates

NIPPON
KOGAKU
TOKYO


Nikon Faszination
Das Nikon Handbuch
Nikon F
Nikkormat
Nikon

B. Moose Peterson

Nikon

Das komplette Handbuch

Nikon Reflex-Systeme

von 1959 bis heute

Nikon

KOMPENDIUM

Das Handbuch der Nikon-Fototechnik

Rudolf Hillebrand
Hans-Joachim Hauschke



Das

Nikon System

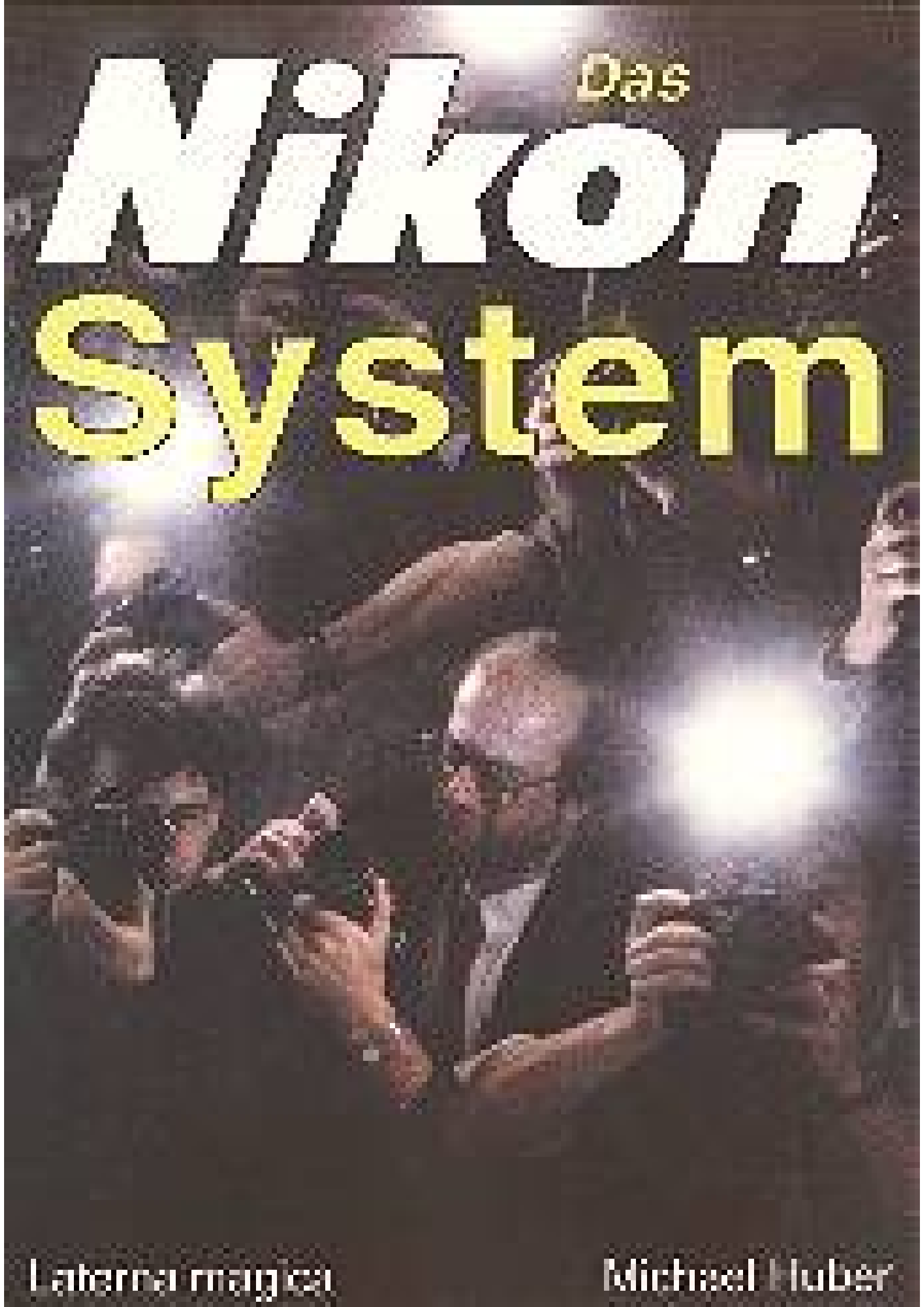

Laterna magica

Michael Huber


Nikon for Windows
Multimedia CD about the Nikon-System
DATA • TEXT • PHOTOS • VIDEOS
Euforia magica


Nikon
System CD

Peter Braczko

Nikon Faszination

Geschichte – Technik – Mythos von 1917 bis heute

2., erweiterte Auflage
Mit F4, Nikonos RS und F90

Wittig Fachbuch

Das Nikon Handbuch

Peter Braczko

Die gesamte Nikon-Produktion: Kameras, Objektive, Motoren und Blitzgeräte

Leica®

IN COLOUR

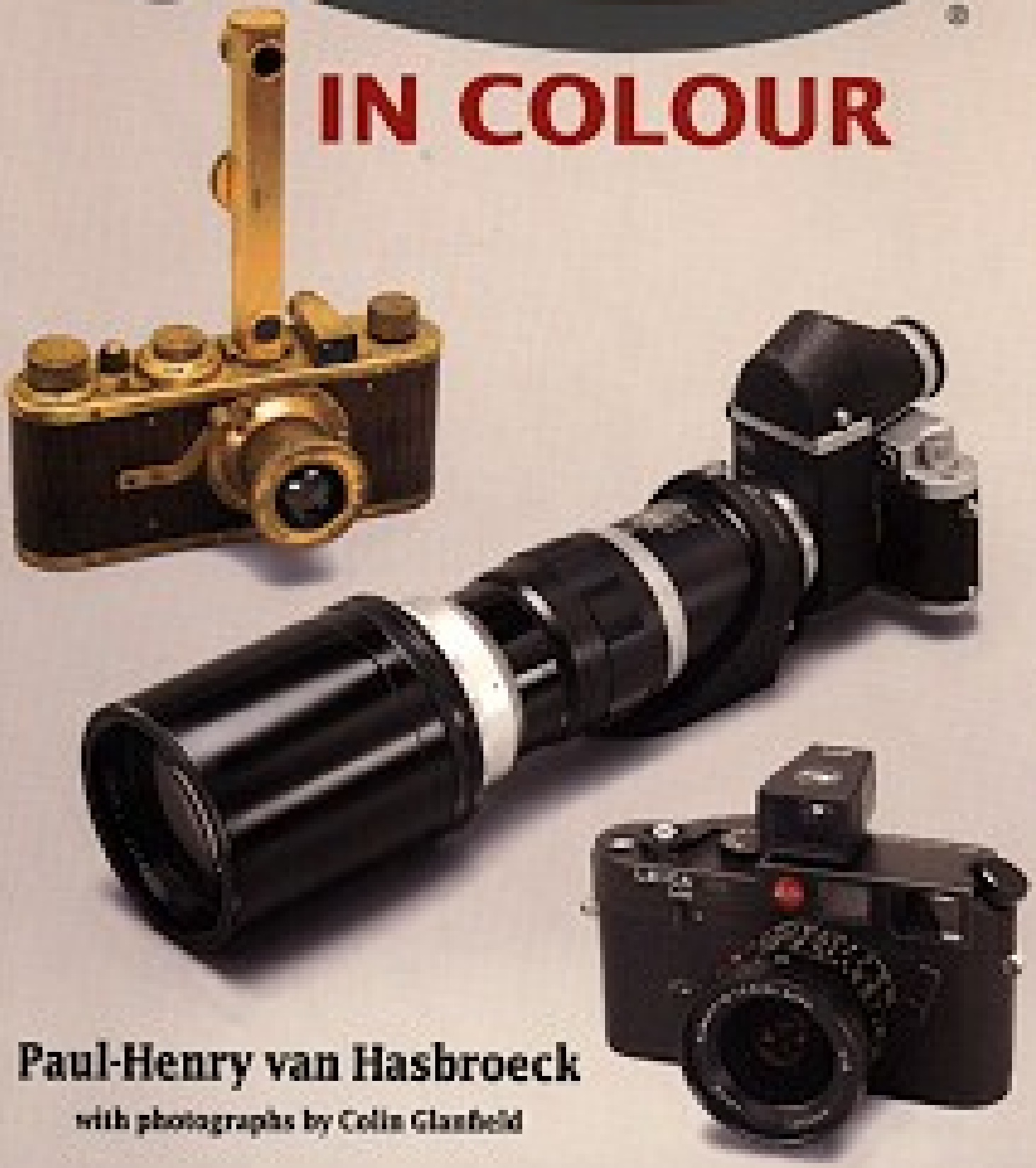

Paul-Henry van Hasbroeck

with photographs by Colin Glanfield

Das Nikon Handbuch.

2. Auflage.

Peter Braczko.

Kameras, Objektive und Zubehör. Mit 1200 Abbildungen.

Markt+Technik

B. Peterson/G. Richter

Nikon

Objektive

Laterna magica

L.A. Mannheim

Nikon

F3

Lateral magics

J. PHILIPP

FOTO-GUIDE

F5

Nikon

Photo Secretary

Harald Franzke

Nikon

Kameras von Gestern für Anwender von Heute





Heiner Henninges

Nikon F2

Kameras von Gestern für Anwender von Heute













Gerold Jung

Nikon-EM

„Wunderbar einfach – einfach wunderbar"

Nikon

1996 – 1998

Verkaufsprogramm
Programme de vente

Fr. 25.–

Peter Class

NIKON F501



Die neue Spiegelreflexklasse mit integriertem Autofokus

Höchste Kameratechnik mit übersichtlicher Bedienungslogik

foto magazin buch

Nikon
Nikon
Nikon
Nikon F2

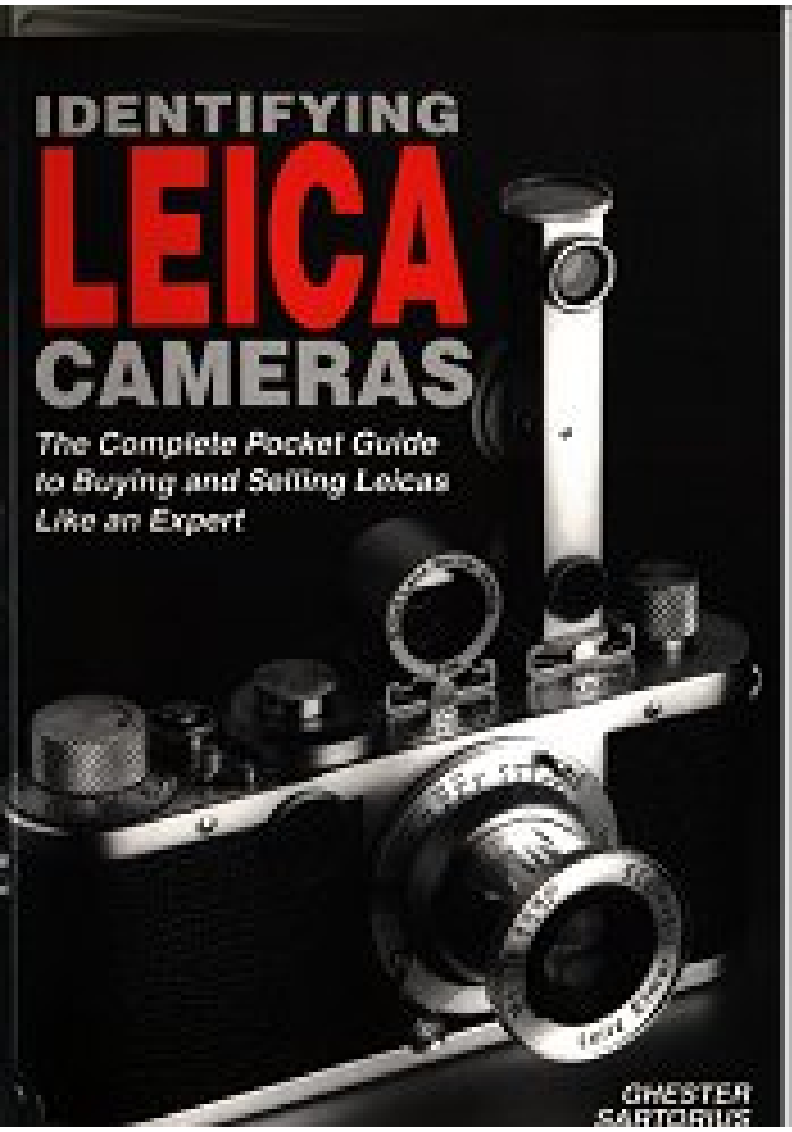
IDENTIFYING
LEICA
CAMERAS
The Complete Pocket Guide
to Buying and Selling Leicas
Like an Expert
CHESTER SARTORIUS

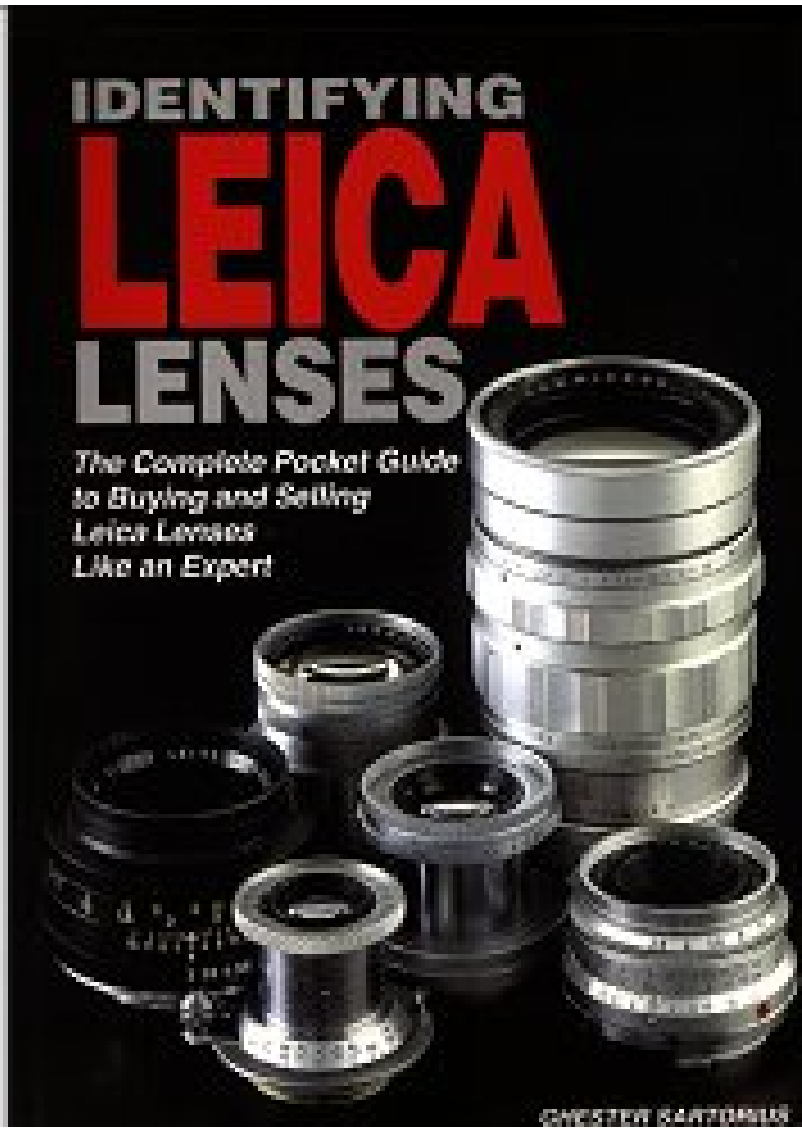
IDENTIFYING
LEICA
LENSES
The Complete Pocket Guide
to Buying and Selling
Leica Lenses
Like an Expert
CHESTER SARTORIUS

Nikon news

Nikon System
Nikon F4E
CALYPSO-NIKKOR II
BEDIENUNGSANLEITUNG

B. MOOSE PETERSON

Nikon

SYSTEM HANDBOOK

5th Edition

Nikon

MAGAZINE

AUTUMN 1999

the new wedding photography

shooting a speedlight

depth-of-field explained

taking use of program mode

AN INDEPENDENT PUBLICATION

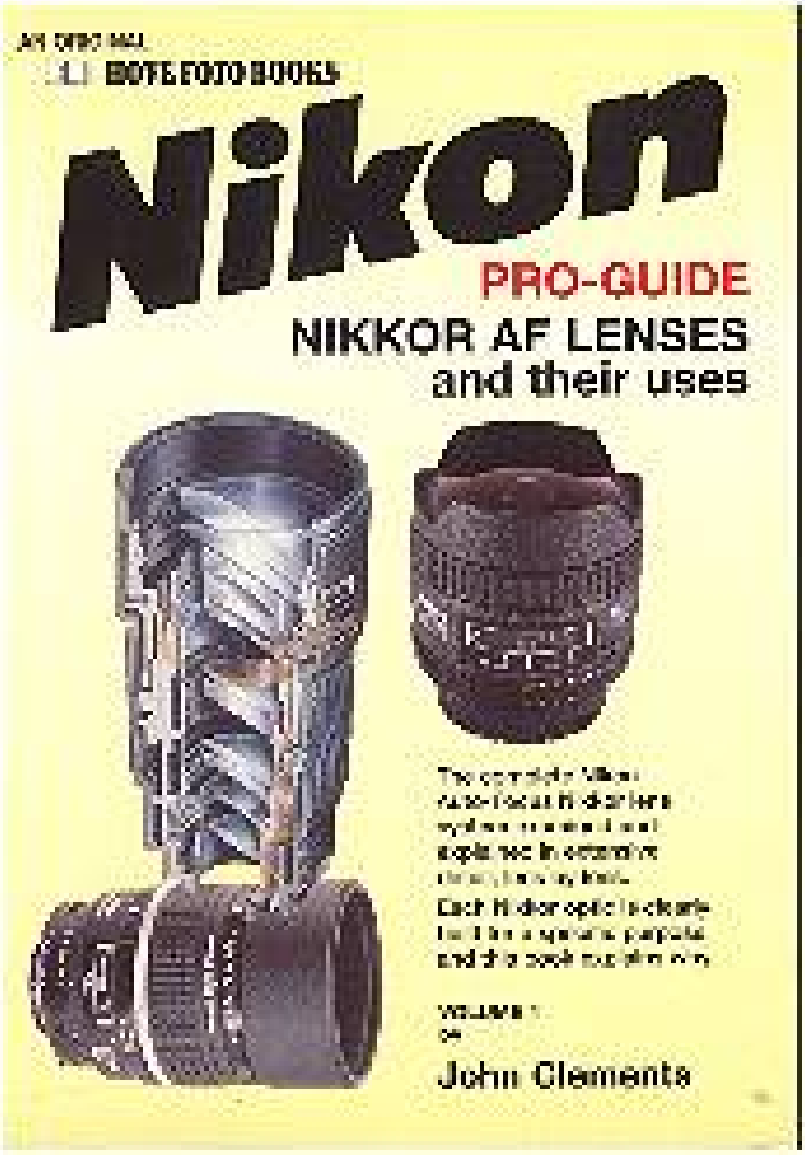
AMHERST MEDIA
AMHERST PHOTO BOOKS
Nikon
PRO-GUIDE
NIKKOR AF LENSES
and their uses
John Clements

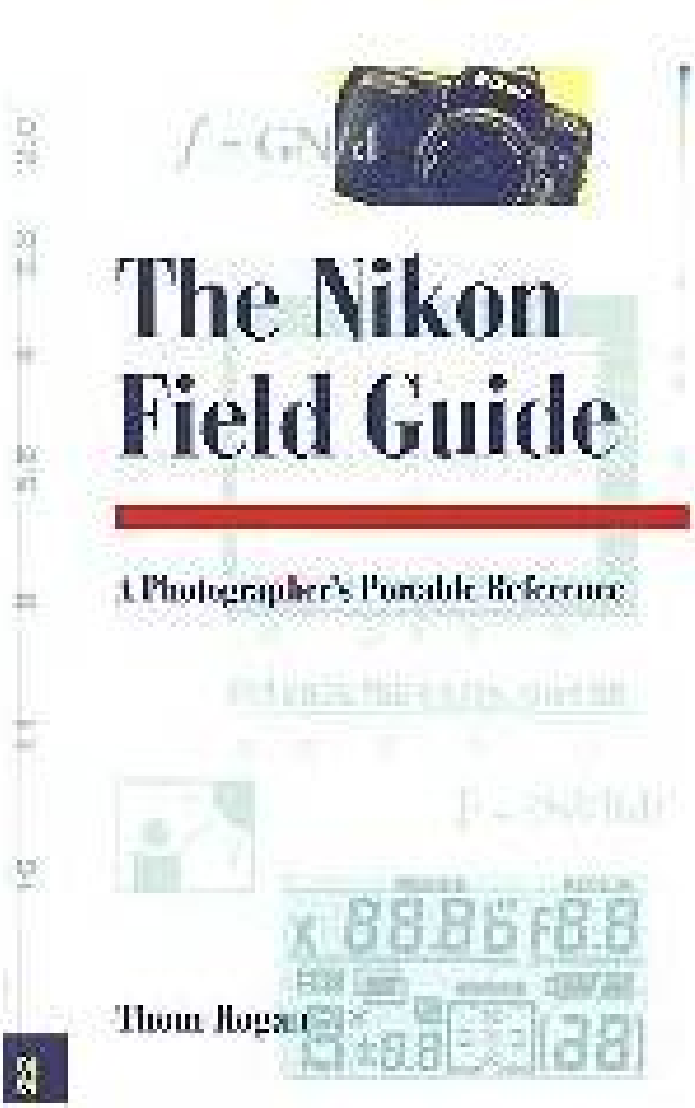
The Nikon
Field Guide
A Photographer's Portable Reference

A Photo Data Research Book

Nikon

DATA

500 + CAMERAS, LENSES, & ACCESSORIES

A DETAILED BUYING MANUAL

A COMPLETE PRICING GUIDE

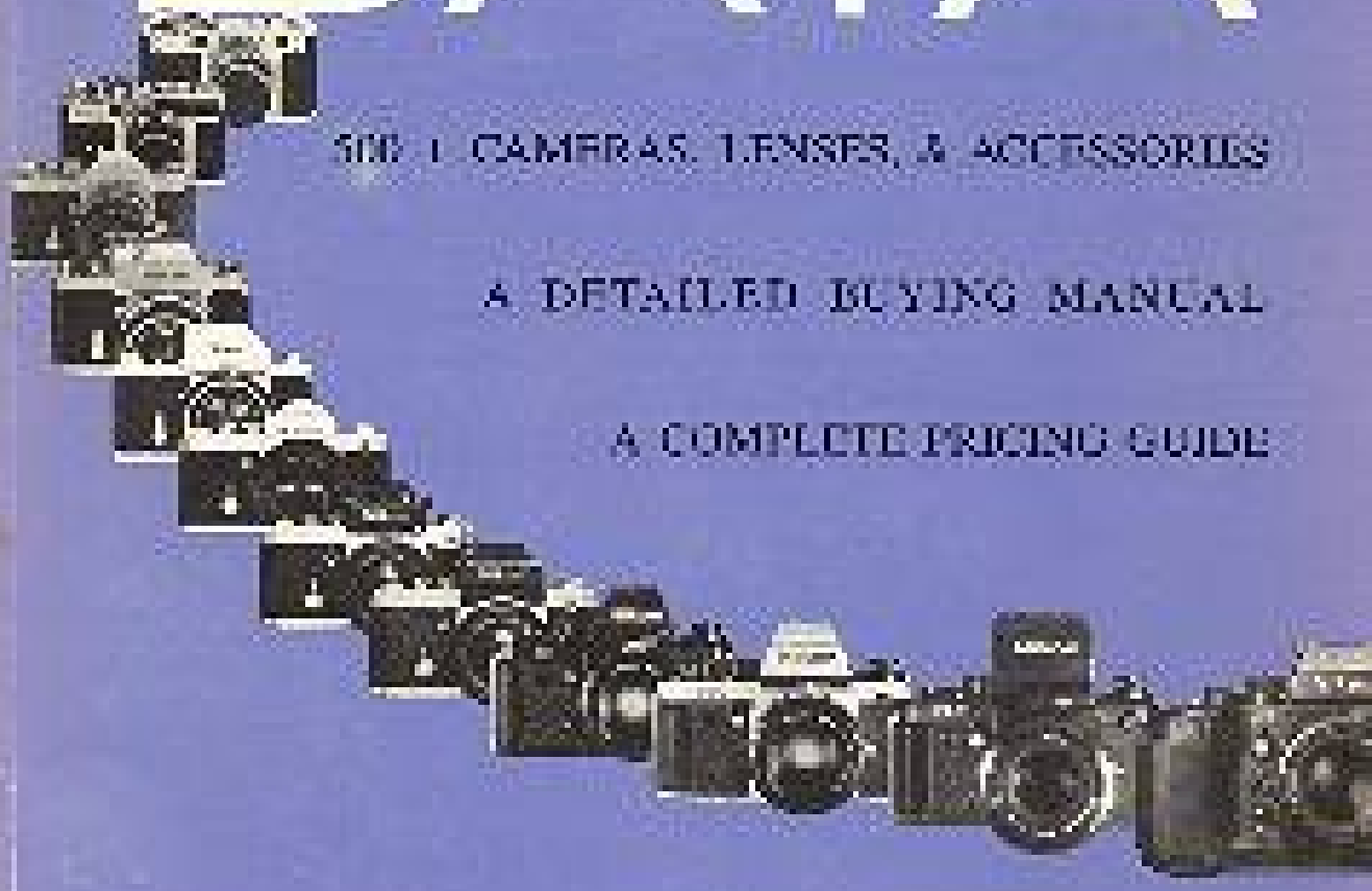

By Paul Gorsey and Ann Tasos

Nikon

NIKKORMAT HANDBOOK

JOSEPH D. COOPER

Nikon F
Nikkormat

HANDBOOK OF PHOTOGRAPHY



By Joseph D. Cooper and Joseph C. Ambrose



OFFICIAL Nikon MANUAL

Eighth Edition

The Amphoto Editorial Board

AMPHOTO American Photographic Book Publishing Co., Inc.
New York, New York

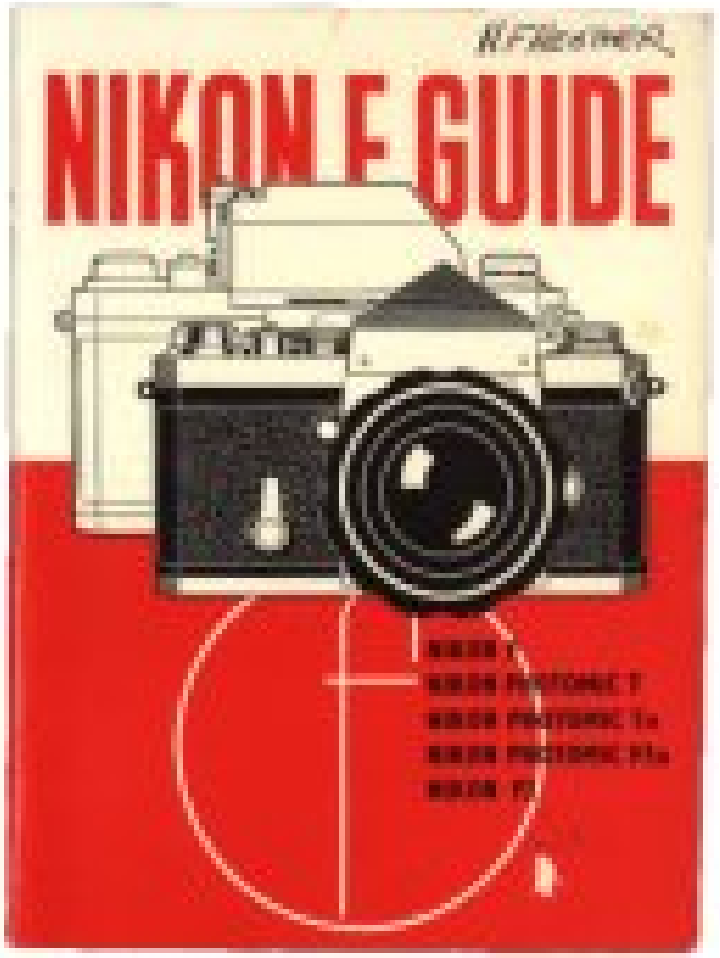
NIKON F GUIDE


NIKKORMAT GUIDE


Leica
Pocket
Book
7TH
EDITION
HOVE
COLLECTORS
BOOKS


Leica
Accessory
Guide
2ND
EDITION


LEICA
INTERNATIONAL
PRICE GUIDE
8th
Edition
Preisführer
Guide De Prix
Guida Ai Prezzi
Cameras, Lenses
and Accessories
HOVE
COLLECTORS
BOOKS

FOTO Saga

FOTOFICHE

45

novembre 1995

les objectifs MICRO NIKKOR

NIPPON KOGAKU TOKYO

Nikon

Au début des années 70, Nikon a lancé deux objectifs de très haute définition et d'ouverture assez lumineuse pour l'époque, permettant la prise de vue rapprochée, jusqu'au grossissement 1/1 (ou 1:1) : le 55 mm f/3,5 et le 105 mm f/4.

Nikkor-H de dégauchissage. Ils sont tous deux équipés d'une monture spéciale pour la prise de vue à basse altitude.

Ce qui était par contre à cette époque, le plus Micro Nikkor, c'est sa puissance 1 : 1 2 ... mais aussi sa qualité et sa parfaite adaptation à toutes les situations.

Tout va changer en 1978 avec l'arrivée du Nikkor P. Cet objectif bouleverse le problème : d'abord parce qu'il n'existe plus de Micro Nikkor.

Le monde des opticiens change, Nikon

ne sort [illegible] Micro Nikkor 105. Puis Nikon lance en 1986 [illegible] Micro Nikkor. Pour les photographes, cet acquis est considérable : de 55 passe en Micro Nikkor, puis en 105 et enfin en 200 !

Après diverses améliorations, le Micro Nikkor est aujourd'hui devenu un objectif exceptionnel, qui permet [illegible] le petit inconvénient de son prix [illegible] Pas d'hésitation ! Voici quelques clés. Micro Nikkor de 105 et de 200 mm : deux classiques incontournables.

Mais les amateurs non fortunés, qui pourtant désirent faire [illegible] ne sont pas condamnés à [illegible] Micro Nikkor 55 mm, qui [illegible] à [illegible] moyen.

PATRICE-HERVÉ PONT

Nikon SAGA

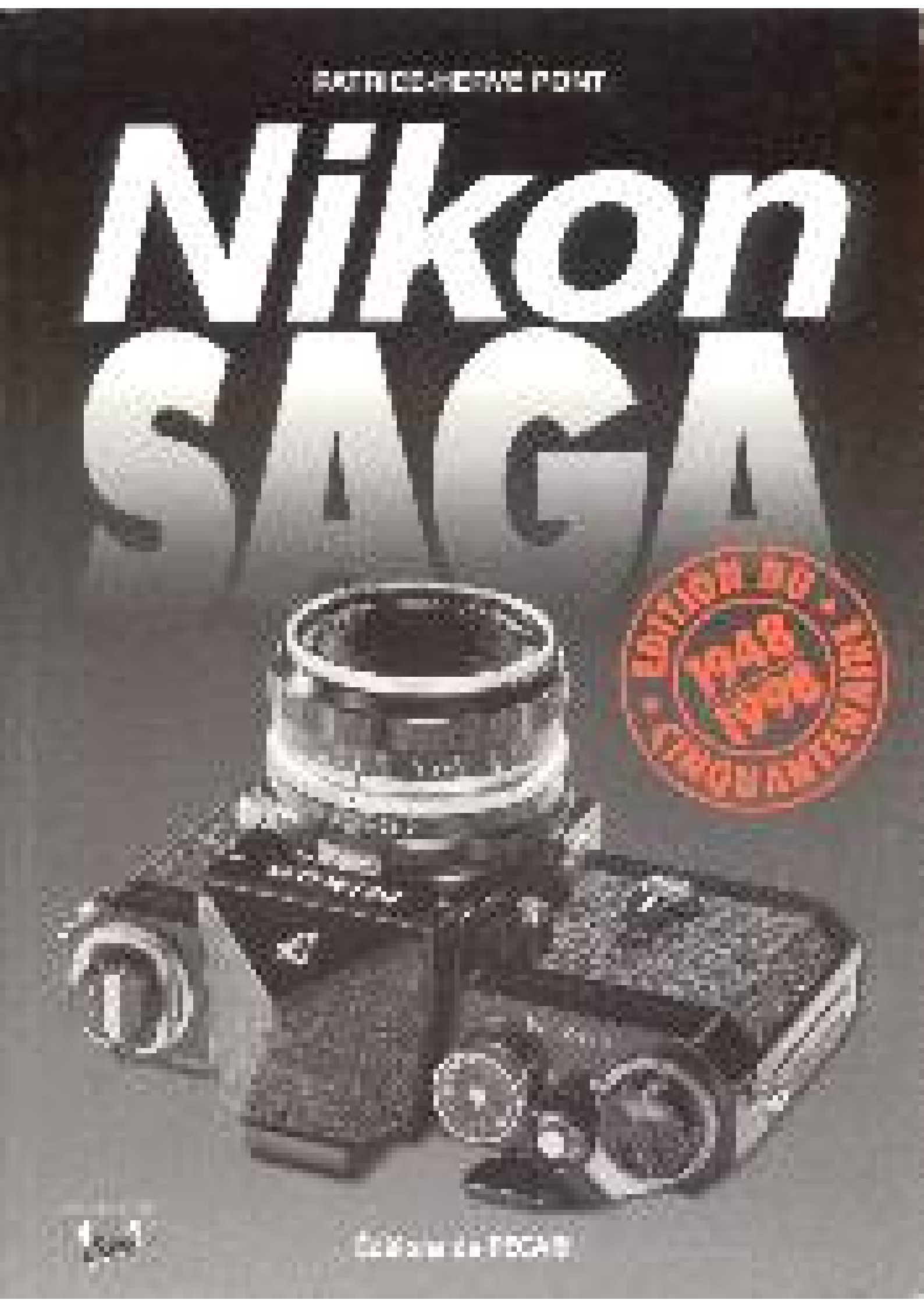

Nikon

Nikkormat

PAUL MONTEL

Fotografie – programmiert



Verlag Arthur Niggli AG, Niederteufen

Barbara London

A short course in Nikon photography

A guide to great pictures



Nikon Fotoschule



Roland Kiefer

The Legendary Nikons F5

THE LEGENDARY NIKONS



Nikon®
We take the world's greatest pictures.


Nikon.
We take the world's
greatest pictures.®

Leica®

The First 70 YEARS

HOVE COLLECTORS BOOKS

by Gianni Rogliani


Nikon

Nikon

PAPER MODEL KIT **Nikon F4**



Nikon
Nikon
Nikon
Nikon F2
Nikon

Nikon
F3

F2 7431166

Nikon

Nikon

F2S

Photomic

GEBRAUCHSANWEISUNG

HOVE BOOKS

LEICA LENS COMPENDIUM



Erwin Puts

Nikon

F2S

Photomic

VISEUR DP-2

MODE D'EMPLOI

DP-2
565678
MADE IN JAPAN

(1)

(2)

(3)


Nikon

Nikon

Nikon F3
Die Außergewöhnliche.

LEICA
COLLECTION

SHINICHI NAKAMURA

Nikon
HP

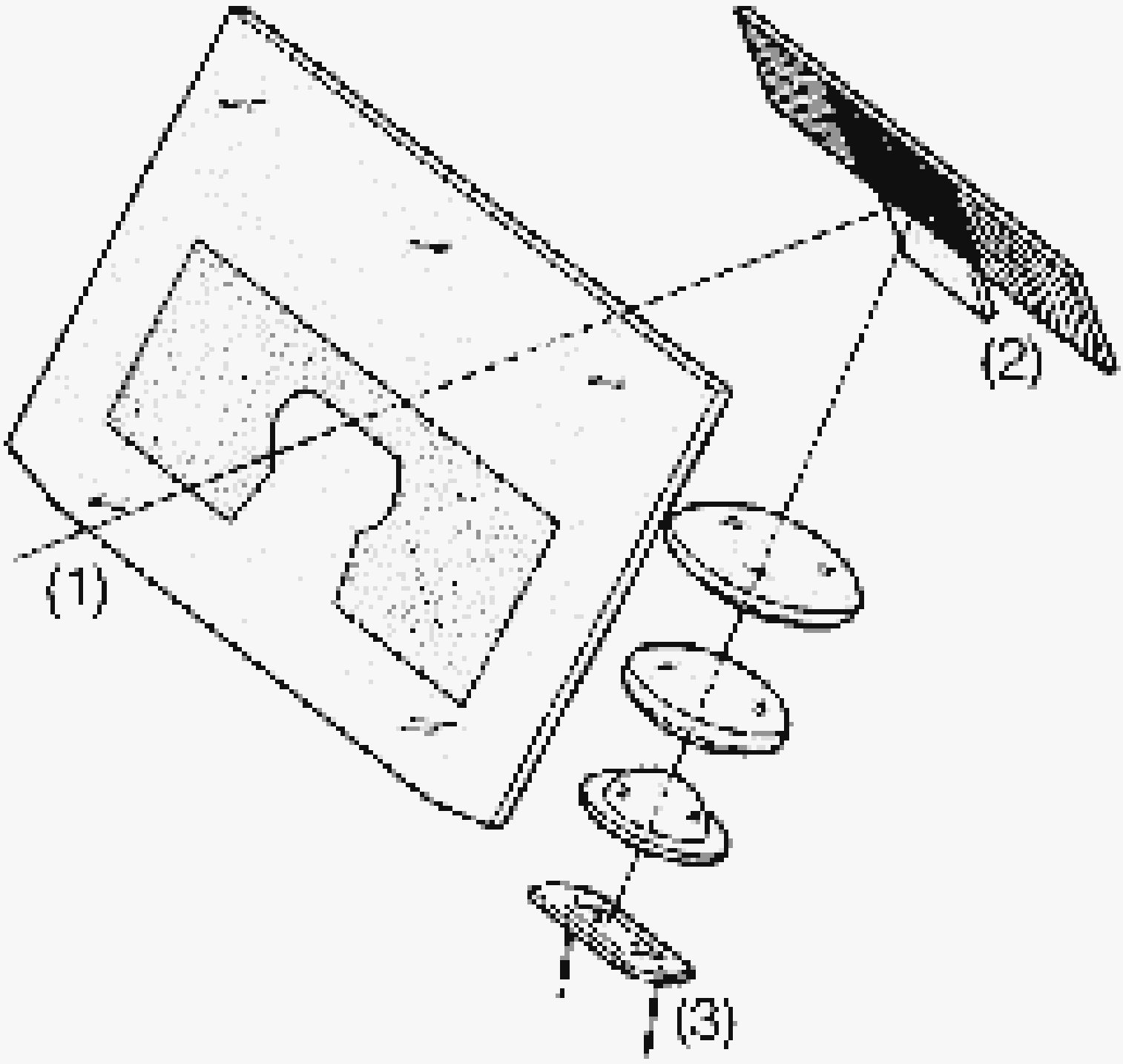

Meßsystem

1) Spiegel
2) Hilfsspiegel
   (an den Haupispiegel angelenkt)
3) Silizium Fotodiode

Nikon F3/T

A rugged pro gets even tougher.

Nikon
F3/T

Built for NASA's Space Shuttle

NIKKO

Nikon F3AF

AUTO-FOCUS

The Nikon OptoElectronic Focusing System

At last. **Professional** auto-focus. Tackling not only average focusing situations but even the trickiest—far-distance focusing of fast-breaking action—with a precision and speed that satisfies the fussiest of all, the pros. At the heart of this new system sits the new Nikon F3AF, specially equipped with the new AF Finder DX-1, and two new AF-Nikkor telephoto lenses for its optoelectronic eyes. Focusing response is instantaneous. Results are razor sharp. And when used with a regular F3 body, the AF Finder DX-1 becomes an optoelectronic focusing aid for virtually all Nikkor and Nikon Series E lenses of f/3.5 and faster. Photojournalism, sports, candids, remote control—the new Nikon OptoElectronic Focusing System moves the ultimate in SLR photography a giant step closer.


Nikomat
Nikomat

Nikomat
—the aristocrat of cameras—
with easy, assured performance

Whether you're recording a fleeting dramatic moment that will make history or capturing the evanescent laughter of your child at play, you need a camera so responsive, versatile and easy to handle that you're assured the most professional pictures possible. The Nikomat FTN simplifies preliminaries, freeing those few precious seconds for creative composition.

Nikkormat




Filmtransporthebel
(Vierfach Aktion)

Nikkormat

1K 80 60 125 250 500 1000


Nikon

Nikon
FM
Gebrauchsanleitung
Nikon


Nikon EM
Nikon

Nikon SPEEDLIGHT SB-E

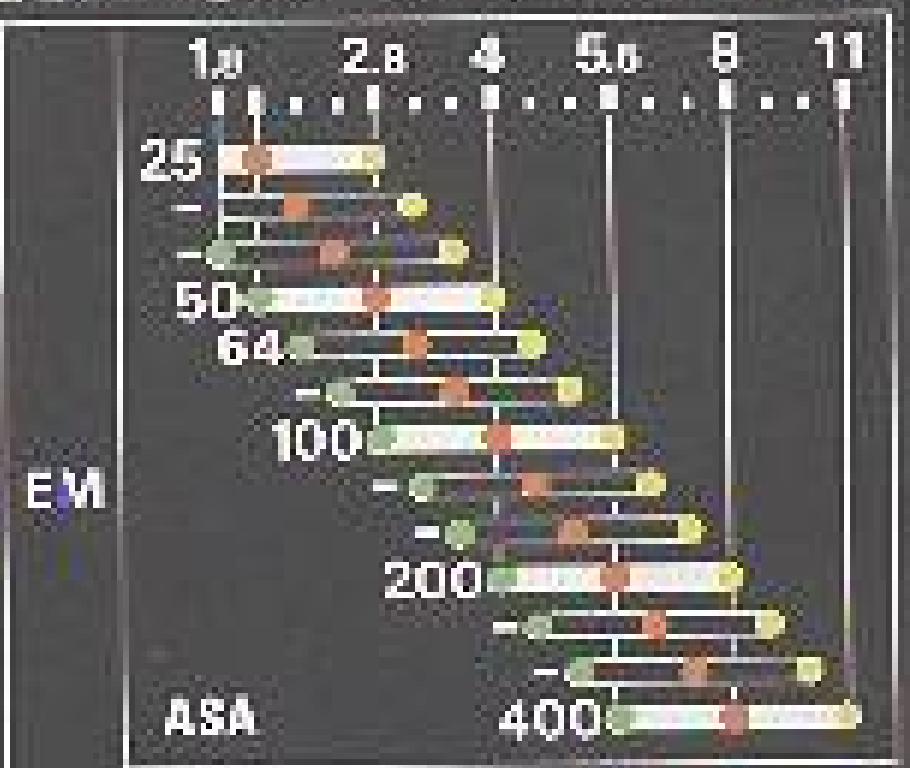

AUTO-FLASH RANGE

—	0.6 - 6 m	(2 - 20 ft)
—	0.6 - 4.25 m	(2 - 14 ft)
—	0.6 - 3 m	(2 - 10 ft)

FE FM	AUTO-FLASH RANGE 0.6-3m (2-10ft)					
	ASA	25	50	100	200	400
	F	2.8	4	5.6	8	11

MADE IN JAPAN

Nikon
F6
F6-250
Nikon

Zeit·Blenden·Diagramm für Programmautomatik

Das nebenstehende Diagramm gibt Aufschluß über die optimalen Zeit-Blenden-Kombinationen für bestimmte Motivhelligkeiten, auf die der Mikrocomputer der FG nach umfangreichen statistischen und empirischen Versuchen programmiert wurde.

(Die grüne Linie im Diagramm entspricht der größten Öffnung des Objektivs f/1,4. Für weniger lichtstarke Objektive lesen Sie am linken Rand des Diagramms die Objektivlichtstärke ab und gehen von dort nach rechts, bis Sie die schwarze Diagonale treffen. Der übrige Verlauf des Programms folgt dann dieser schwarzen Linie.)

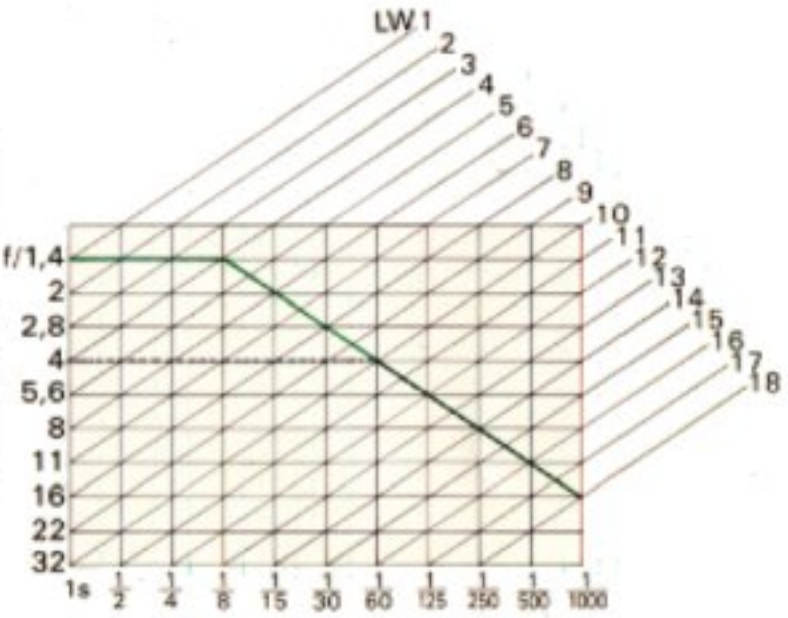

Leica

AN ILLUSTRATED HISTORY

VOLUME 1 – CAMERAS



NOMENKLATUR

① Filmtransporthebel

② Entriegelungsknopf für A/P-Einstellung

③ Verschlußzeiten/
Betriebsarten-Wähler

④ Riemenöse

⑤ Handgriff

⑥ Selbstauslöserhebel

⑦ Schwingspiegel

⑧ Blendenskala

⑨ Entfernungsskala

⑩ Schärfentiefenanzeige

⑪ Einstellindex

Entriegelung der Belichtungskorrekturskala ⑫

Belichtungskorrekturskala ⑬

Index für Belichtungs-
korrekturskala ⑭

Gegenlichttaste ⑮

Meßwerk-Kupplungshebel ⑯

Orientierungspunkt für Objektiv ⑰

Objektiv-Entriegelung ⑱

Infrarotindex ⑲

Blendenring ⑳

Feststehender Chromring ㉑

Entfernungsring ㉒

NOMENKLATUR

① Verschlußzeiten-/Betriebsarten-Index
② Verschlußzeiten-/Betriebsarten-Wähler
③ Bildzählwerk
④ Öse für Trageriemen
⑤ Auflageflansch
⑥ Spiegel
⑦ Selbstauslöserhebel
⑧ Blendeneinstellring
⑨ Entfernungseinstellring
⑩ Entfernungsskala
⑪ Blendenring für Direkteinspiegelung
⑫ Schärfentiefenskala

Meßwerk-Kupplungshebel ⑬
Rückspulkurbel ⑭
Rückspulrad ⑮
Gegenlichtkorrekturtaste ⑯
Index für Objektivwechsel ⑰
Objektiventriegelungsknopf ⑱
Blendenkupplungsschuh ⑲
AI-Blendenkupplung ⑳
Objektivbefestigungsring ㉑
Blendenskala ㉒
Infrarotindex ㉓
Index für Entfernungs- und Blendeneinstellung ㉔

Nikon
FG
FG-20
SELF TIMER
Nikon


Nikon
FM2


FASSED
ASA/ISO
ASA/ISO
AP

Nikon
FM3A
NIKKOR 50mm 1:1.4
5797280
Nikon

Ewig lebt länger

In limitierter Auflage: Nikon FM2/T mit Titangehäuse

Marc James Small

Non-Leitz LEICA Thread-Mount Lenses

A 39mm Diversity

Wittig Books

Nikon
FM3A

Manuelle Spiegelreflexkamera mit Belichtungsautomatik

In die Hand konstruiert



Nikon FM3A

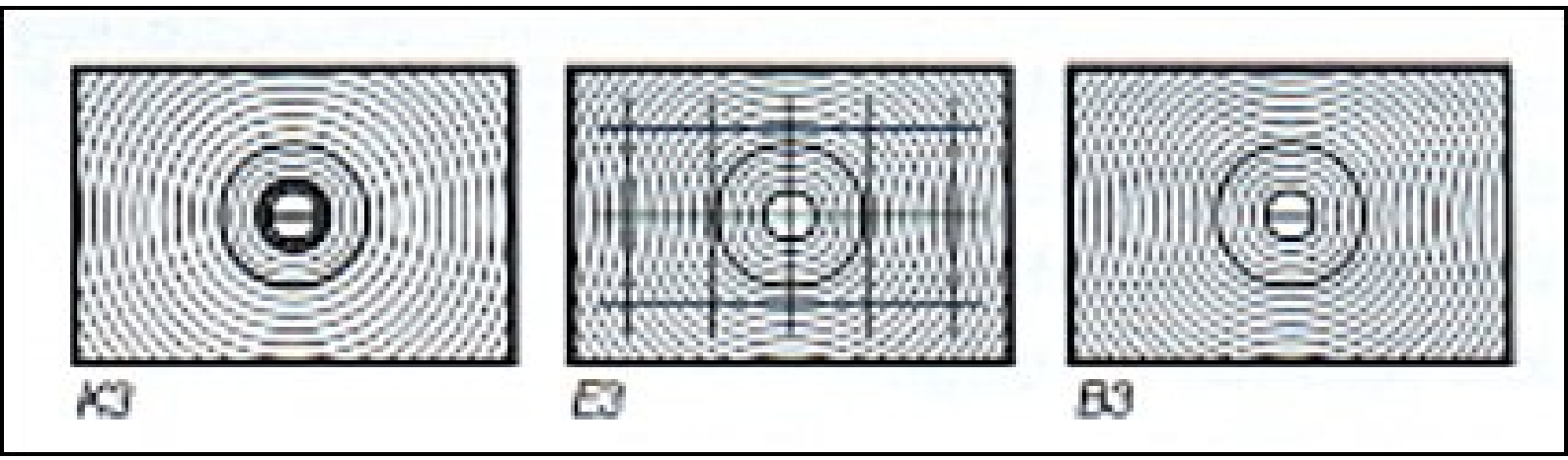
A)
B)
C)



MADE IN JAPAN

Nikon
F80

Nikon

F90
Nikon
F90
MODE
DRIVE
150
OFF ON
Nikon

FOTO Saga

300 Leica copies

PONT / PRINCELLE

Zoom Touch
QUARTZ DATE MODEL
105VRQD
VIBRATION REDUCTION
Nikon
PANORAMA
Nikon Zoom Touch 105VRQD

Zoom Touch 105 VR

Zoom 700 VR

Vibration Reduction System
Nikon Zoom 38-105mm Macro
Nikon
Zoom Touch
105VR
AF

QUARTZ DATE
ON
DATE
MODE
SEL
ADJUST
OFF
SCALE
PRINT

Vibration Reduction System

Nikon
ZOOM 700
VR
AF
Vibration Reduction System
Nikon Zoom Lens 38-105mm

Nikon
ED
AF VR-NIKKOR 80-400mm 1:4.5-5.6D
135
105
80
VR
VIBRATION REDUCTION


Nicht-AI

Nicht-AI

AI / AI-S

Leica FOTOGRAFIE INTERNATIONAL

Sonderdruck

Original und Fälschung

Eine Serie von Hendrik Hösel

942 002

Leica FOTOGRAFIE INTERNATIONAL

Offprint

Original or fake

A series by Hendrik Hösel

942 003

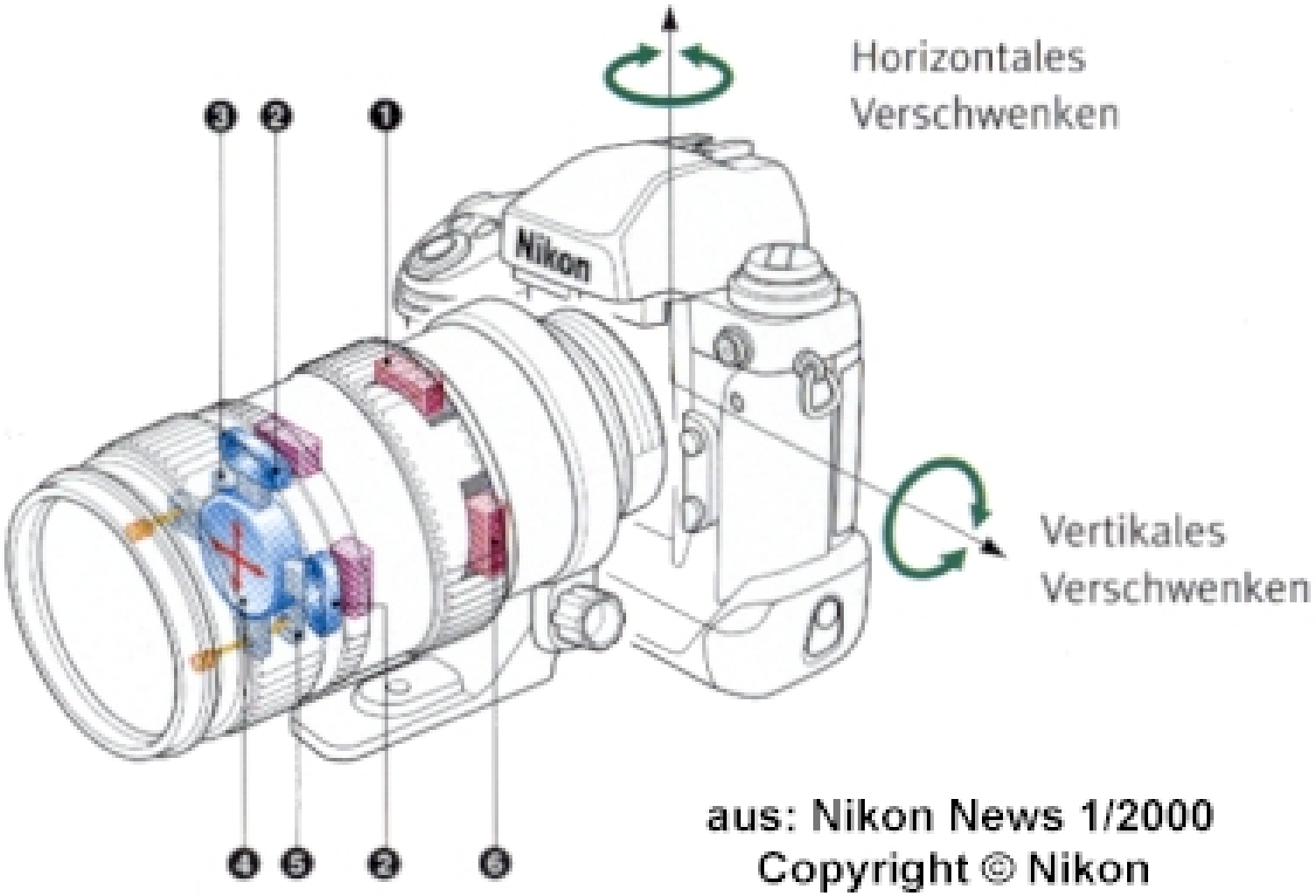

aus: Nikon News 1/2000
Copyright © Nikon

❶ Geschwindigkeitssensor vertikal
❷ Schwingspulenmotoren (VMC)
❸ Sensor für Position der VR-Linseneinheit vertikal
❹ VR Linsengruppe
❺ Sensor für Position VR-Linseneinheit horizontal
❻ Geschwindigkeitssensor horizontal

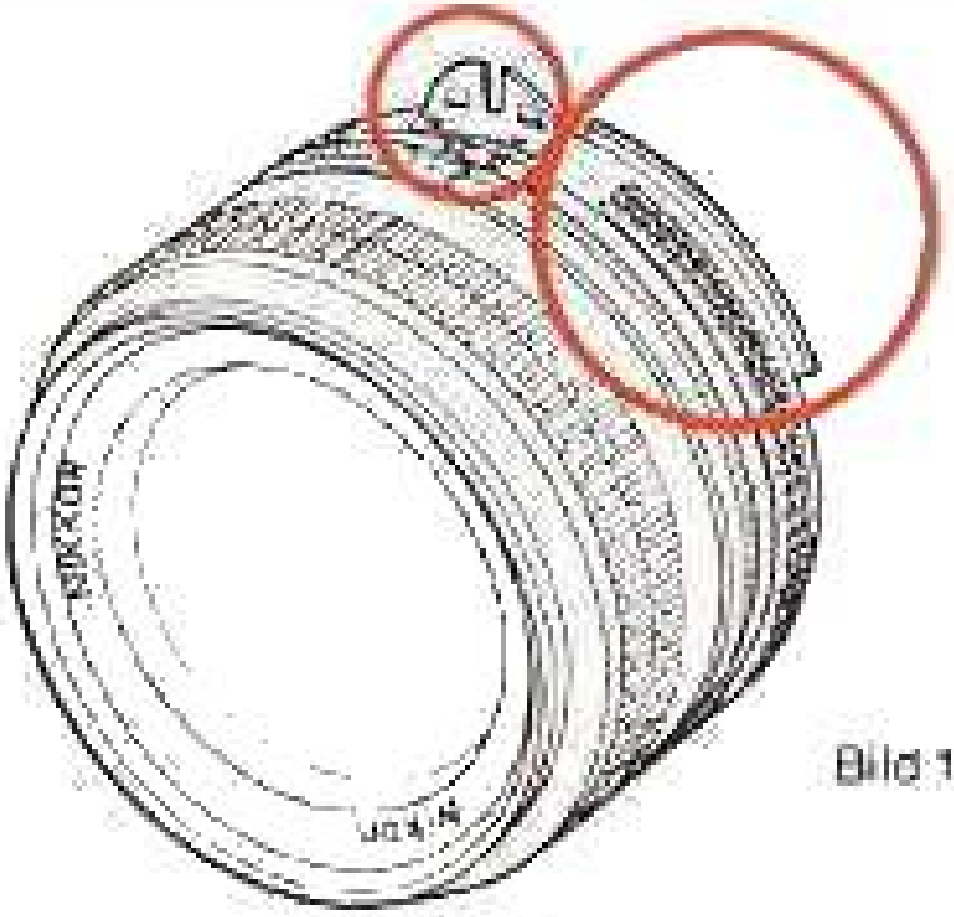

Bild 1

AI-Nikkore

Objektivtypenkerbe

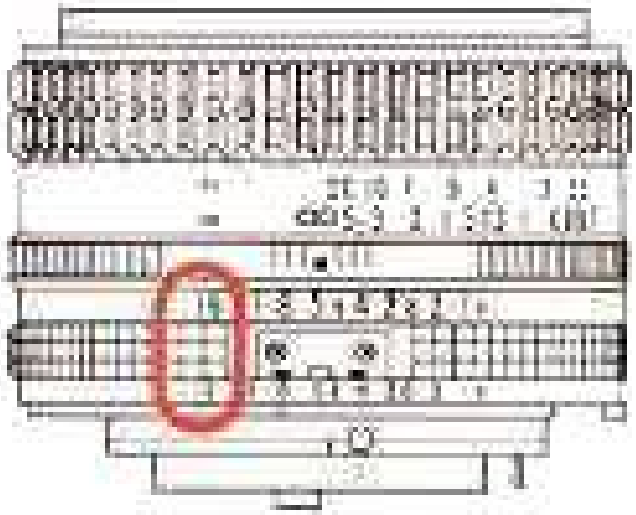

Bild 2

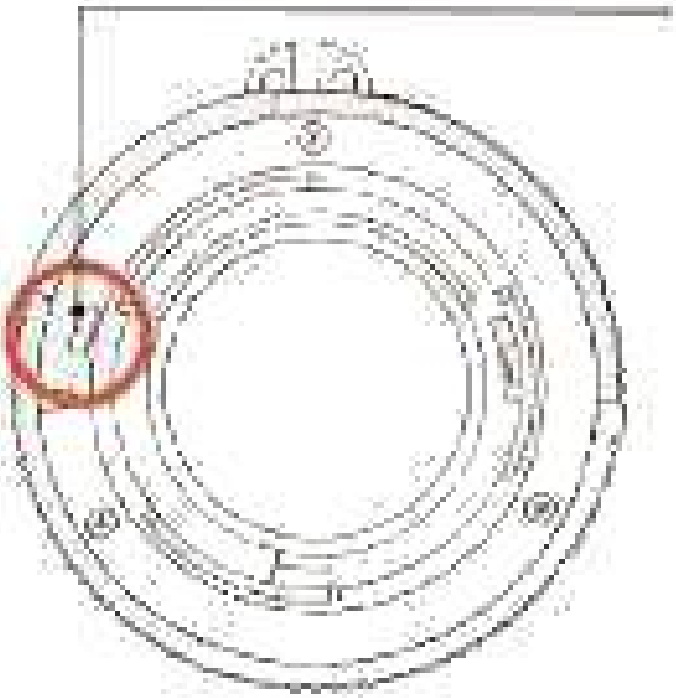

Bild 3

Nikkore neuester Bauart

Series E Objektive



E 1:2,8/28mm



E 1:2,5/35mm



E 1:1,8/50mm



E 1:2,8/100mm

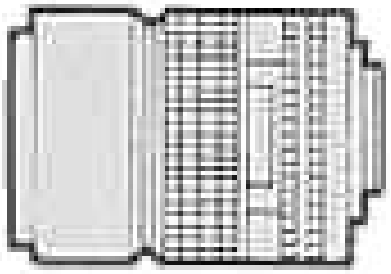

E 1:2,8/135mm

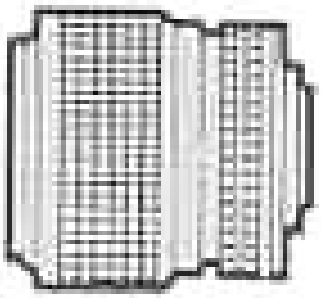

E 1:3,5/36-72mm

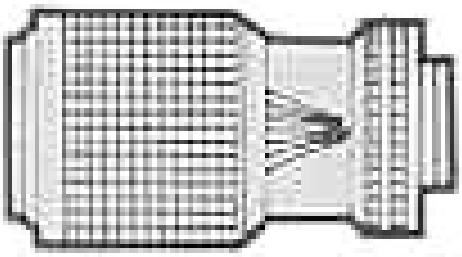

E 1:3,5/75-150mm

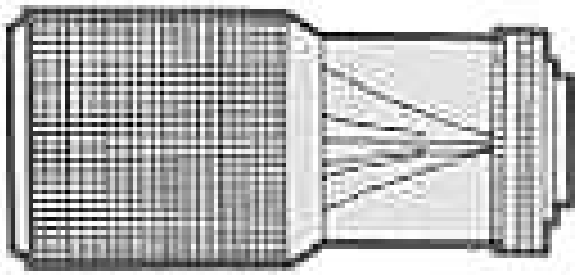

E 1:4/70-210mm

NIKKOR-S Auto 1:1.4 f=50mm 1217387
NIKON

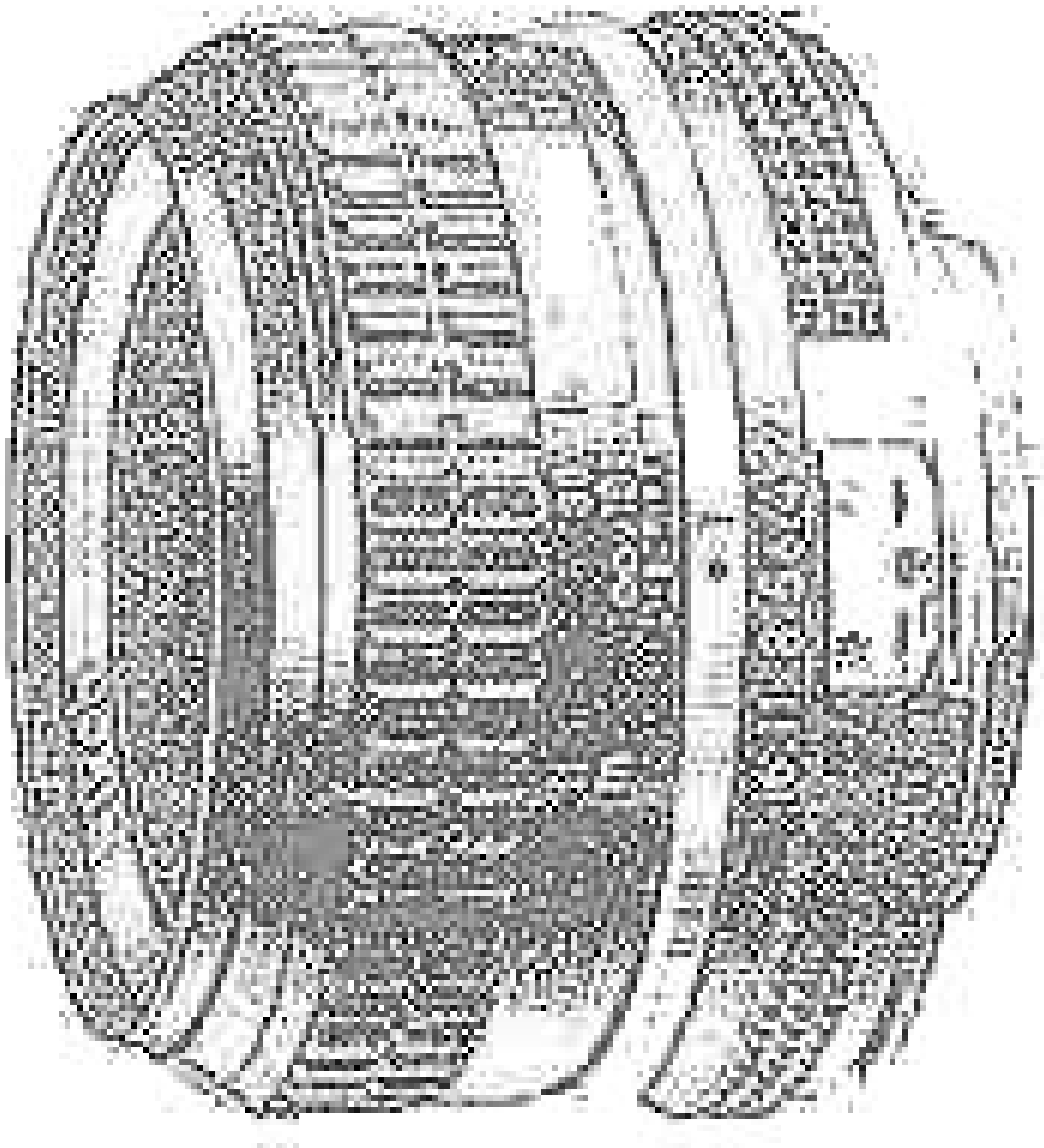

NIKON

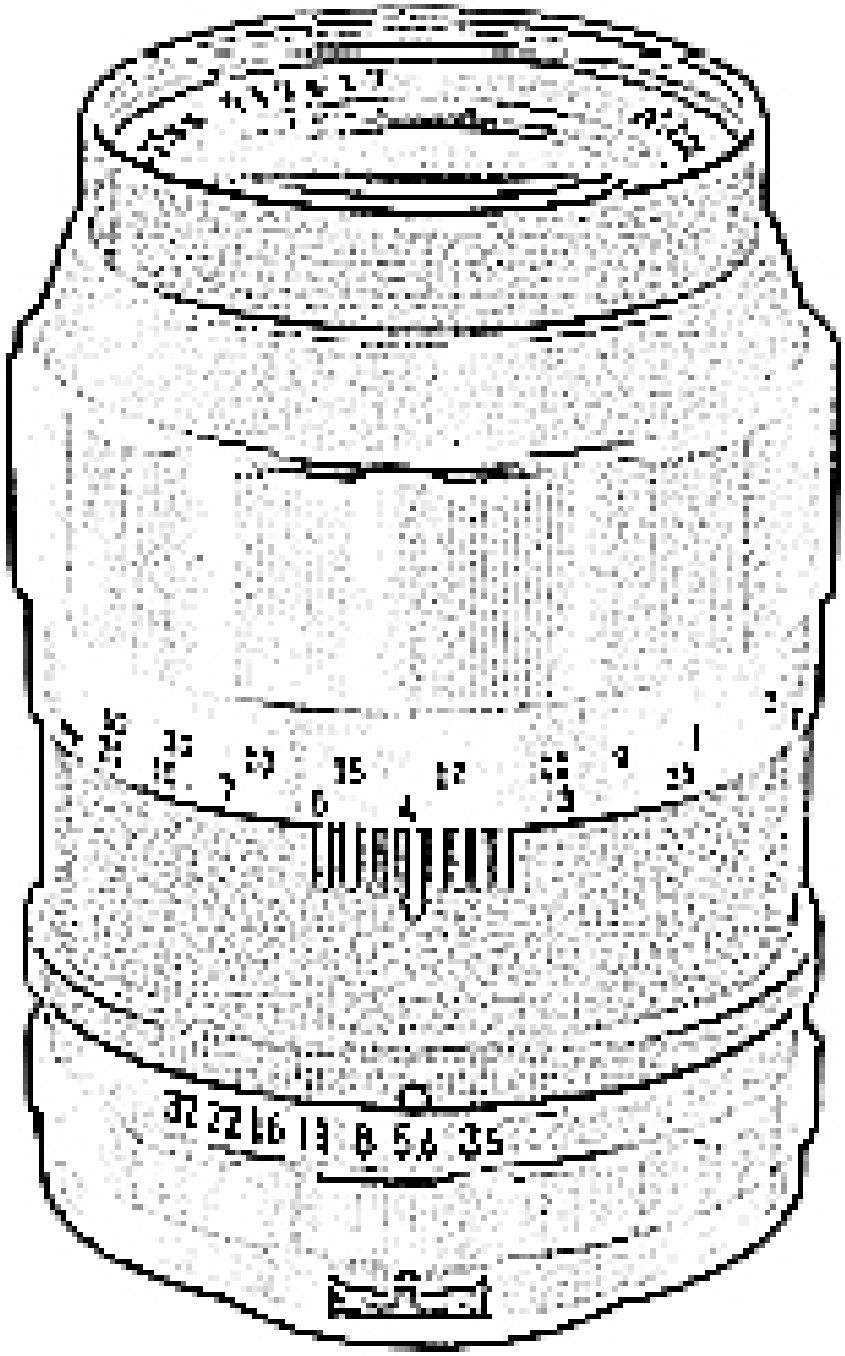

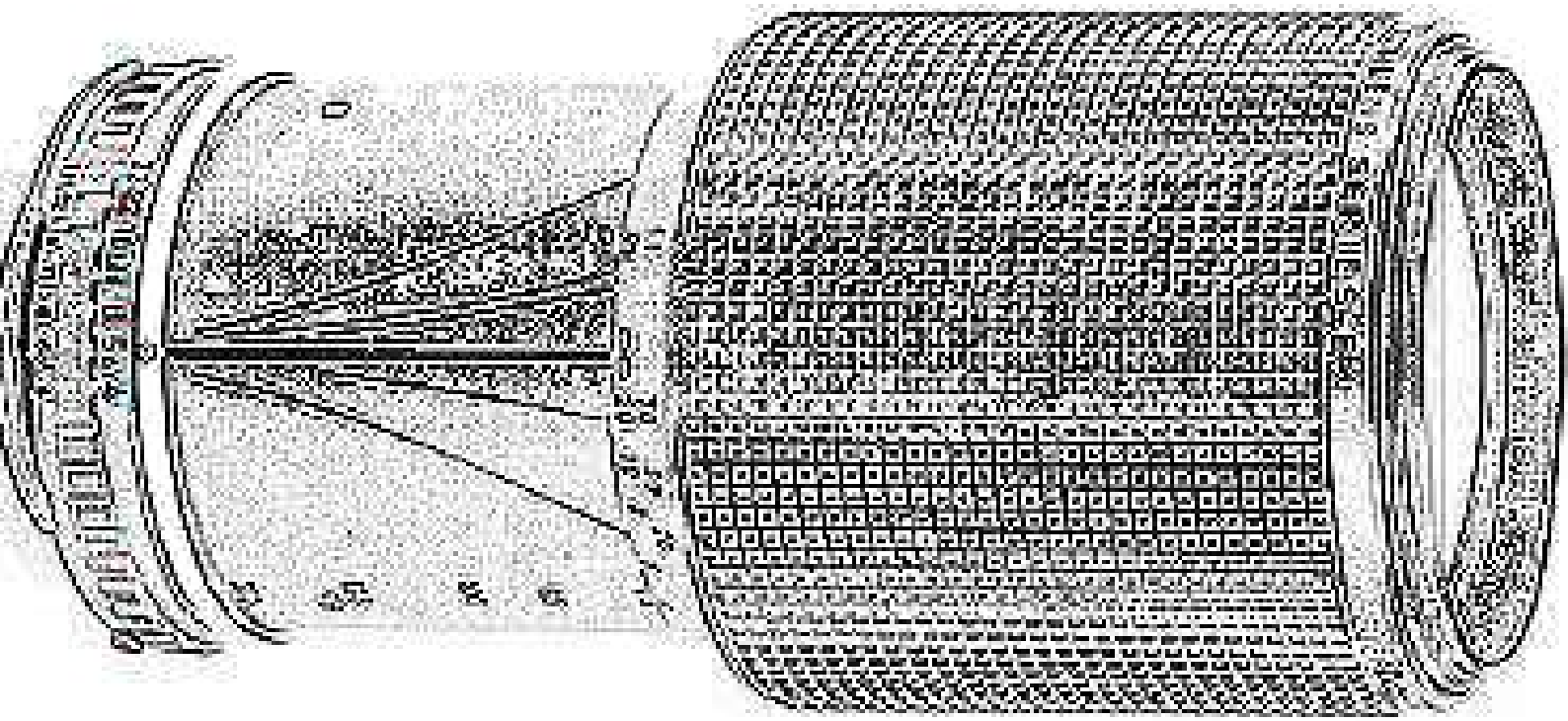

LEICA COPIES

by HPR

Leica

Das Spiegelreflex-System

Mamiya 645

PORROFLEX

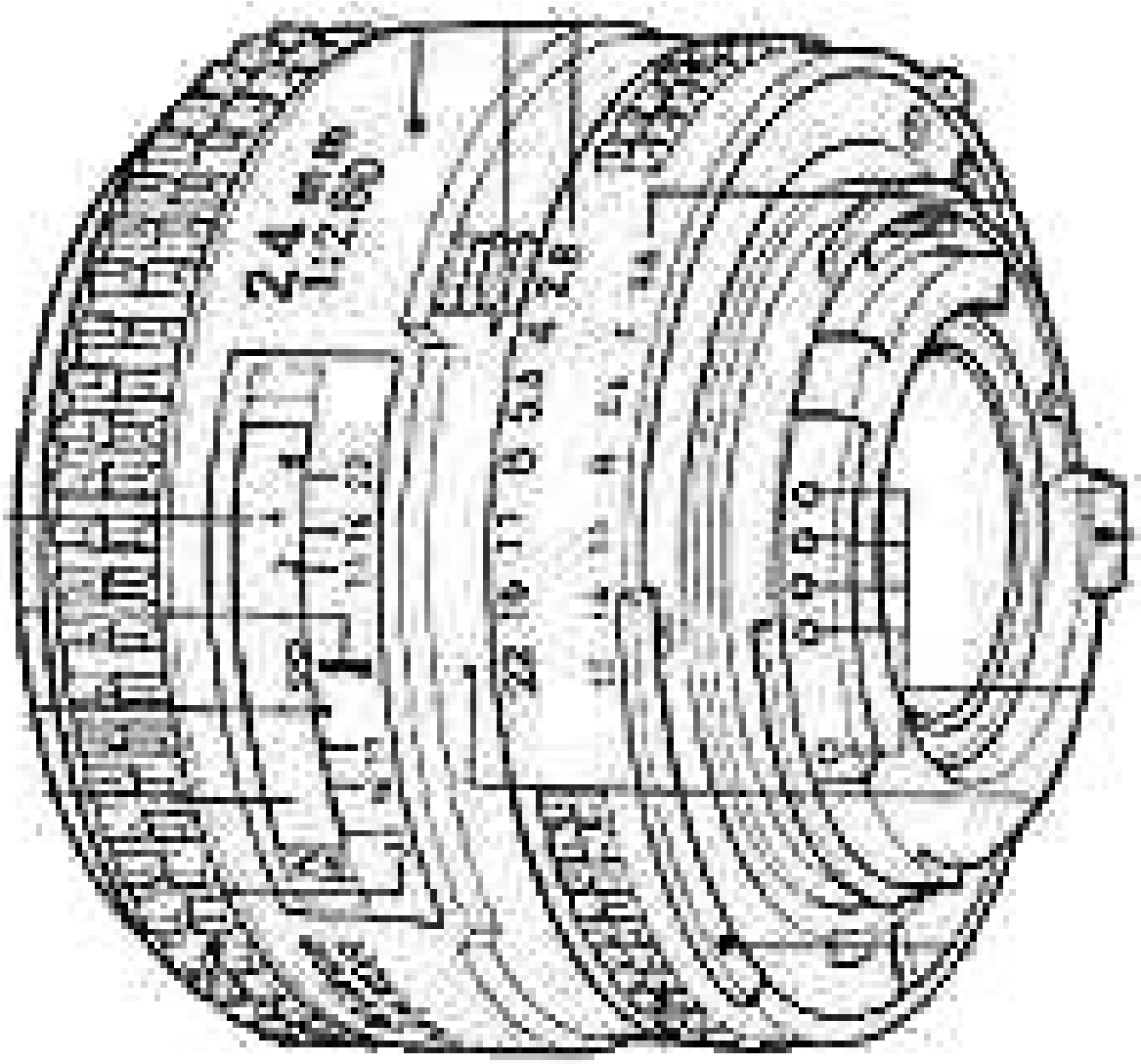


NIKKOR
135mm
1:2
20 1154
ft
m
∞
70
20
50
10
20
7
15
5
11
4
22
11
8
5.6
4
2.8
2

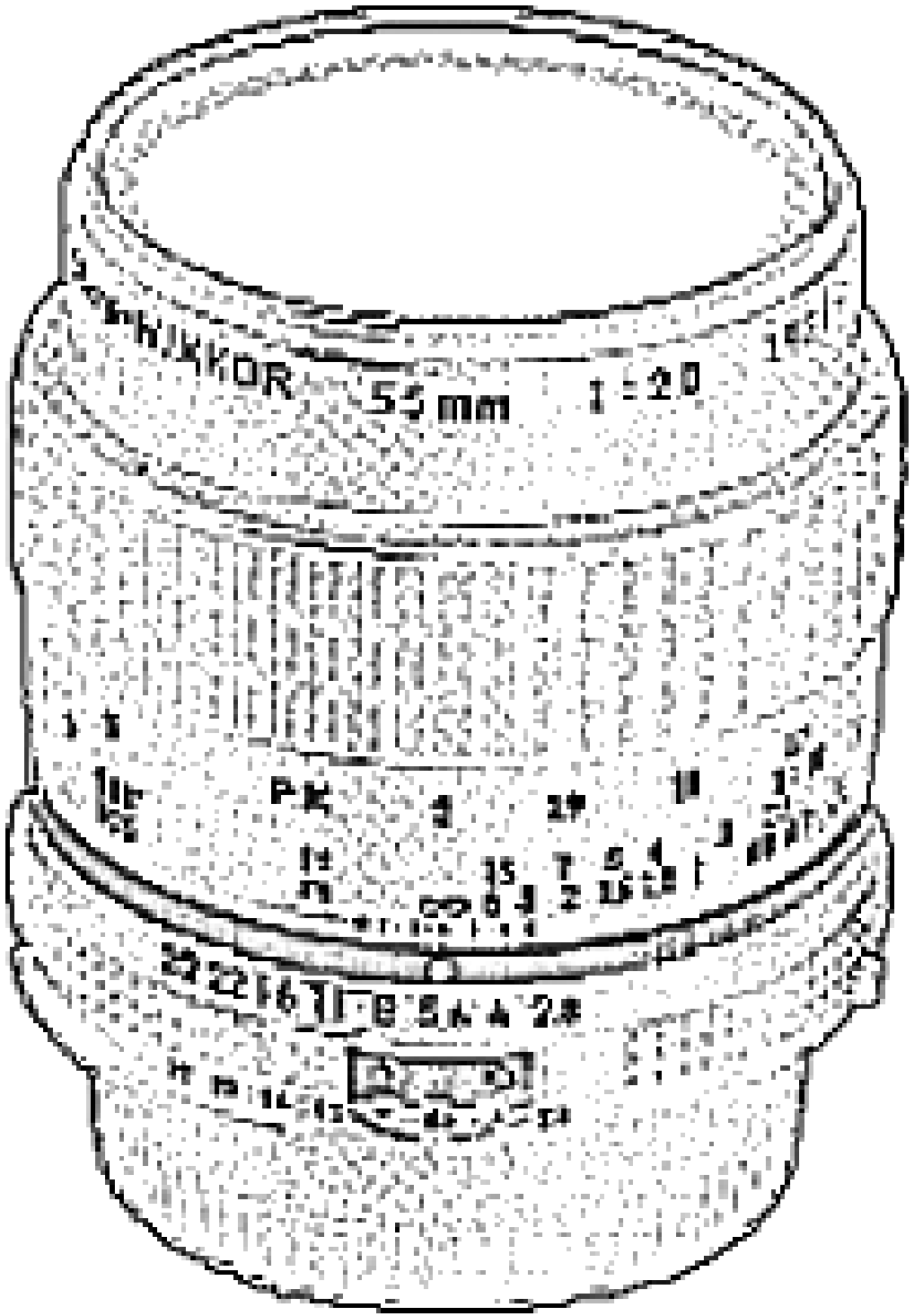
55 mm
1 : 20



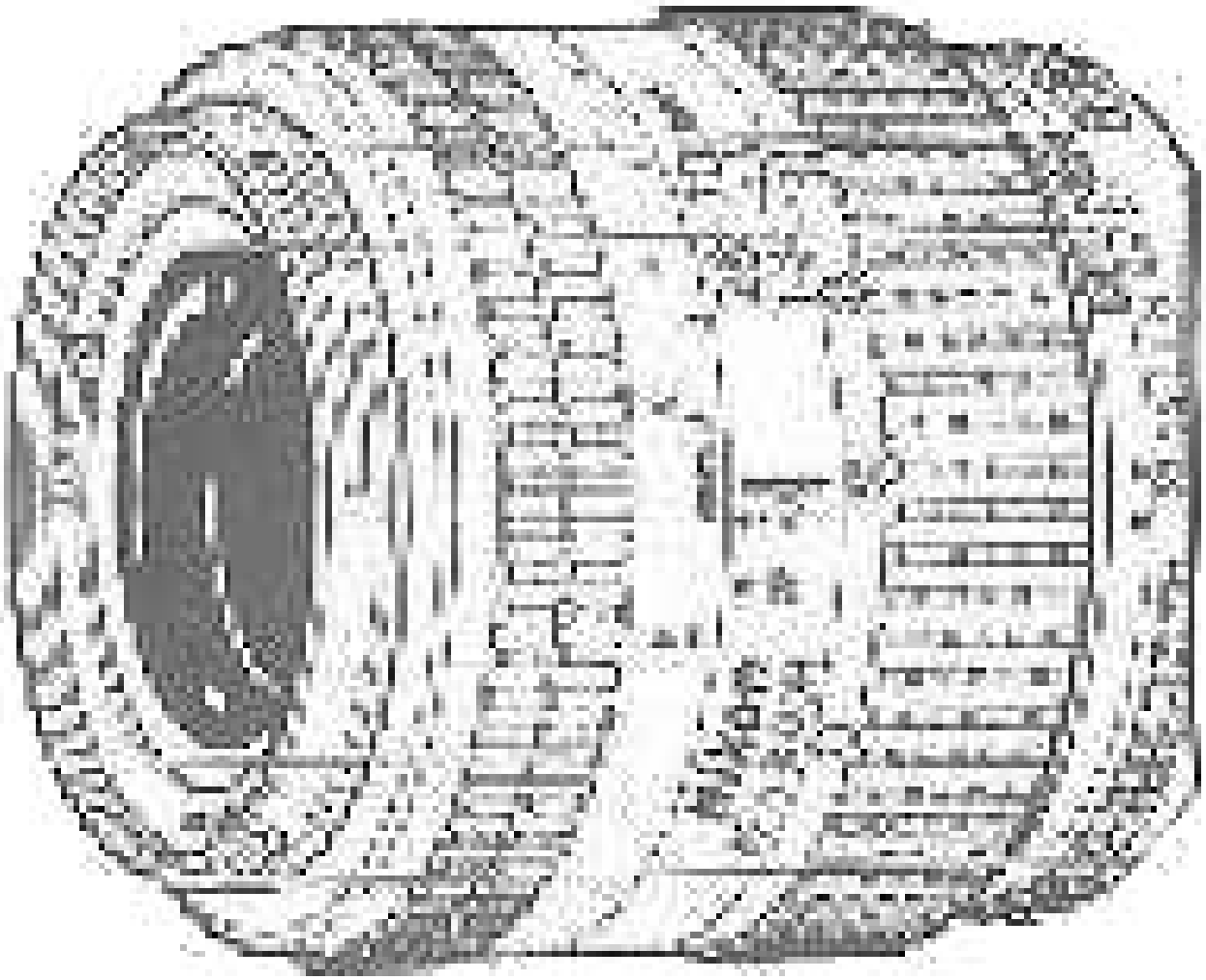


Nikon

MINOX

GERMANY

Classic Camera Collection

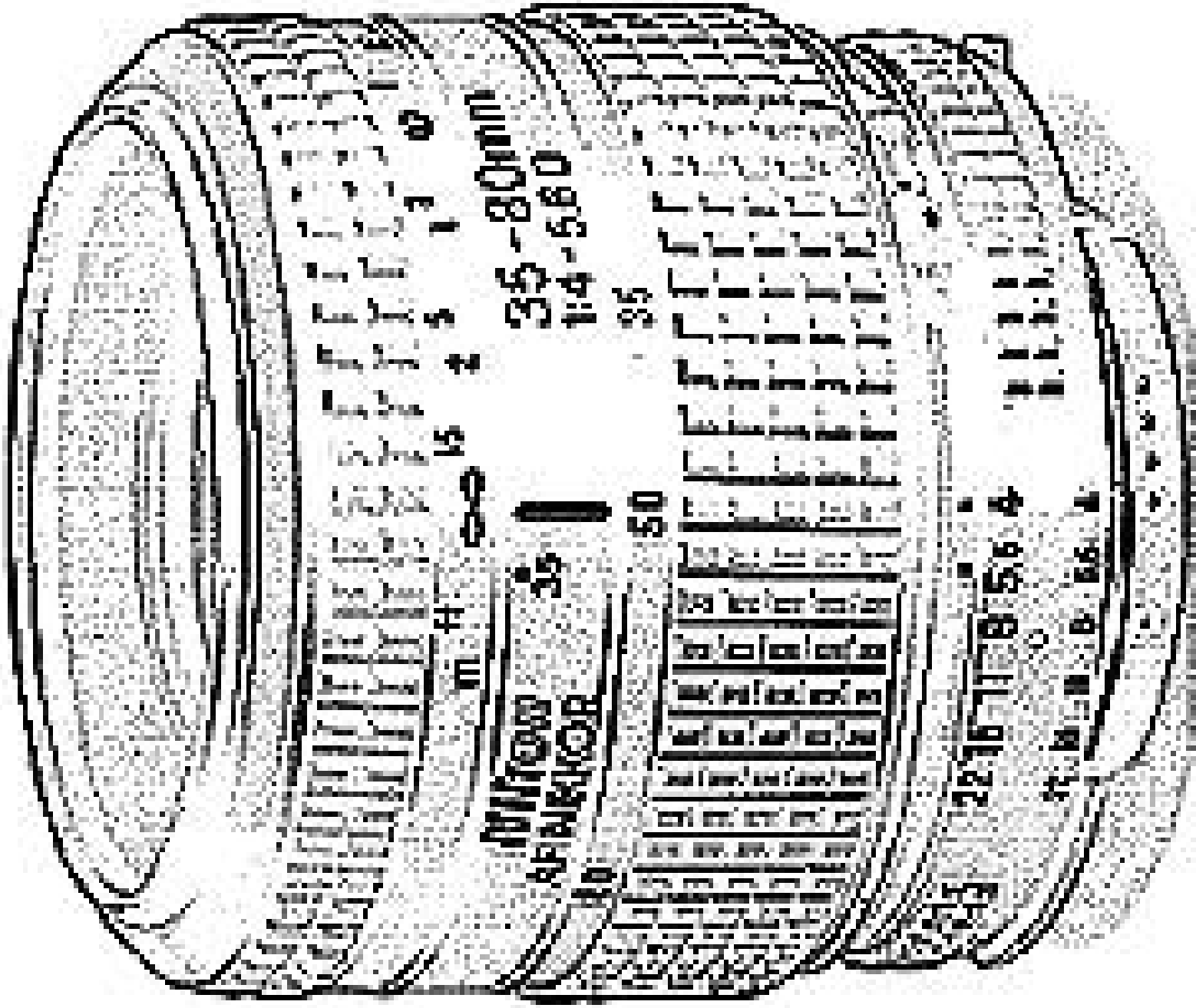



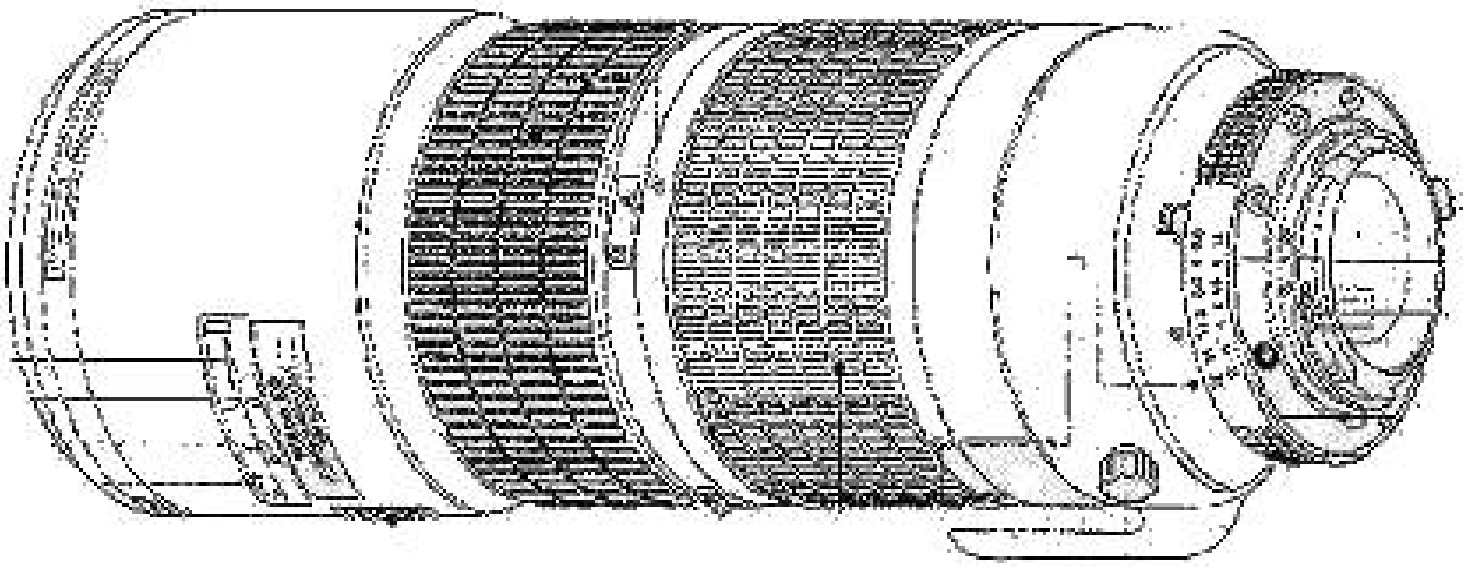

Nikon

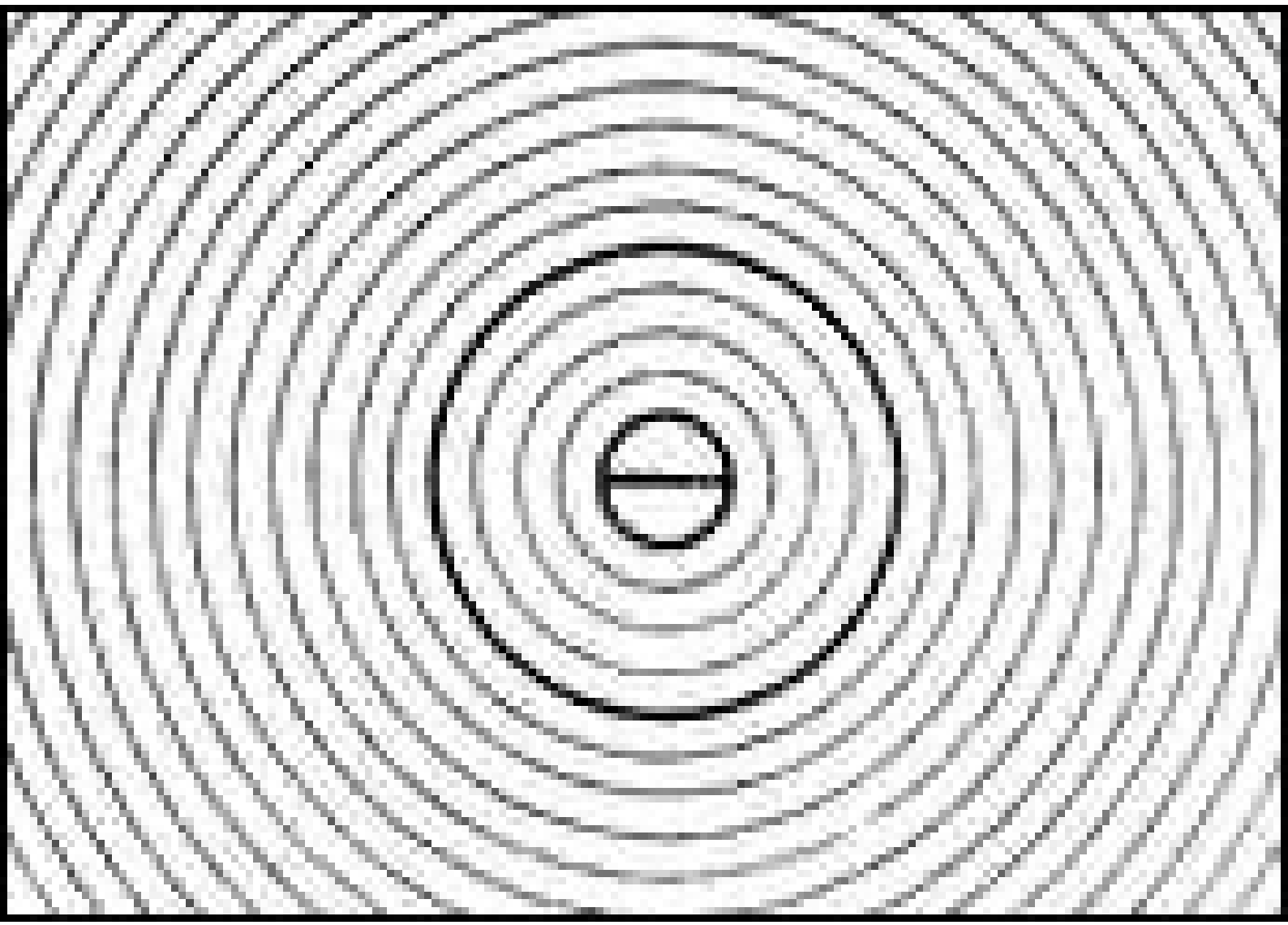

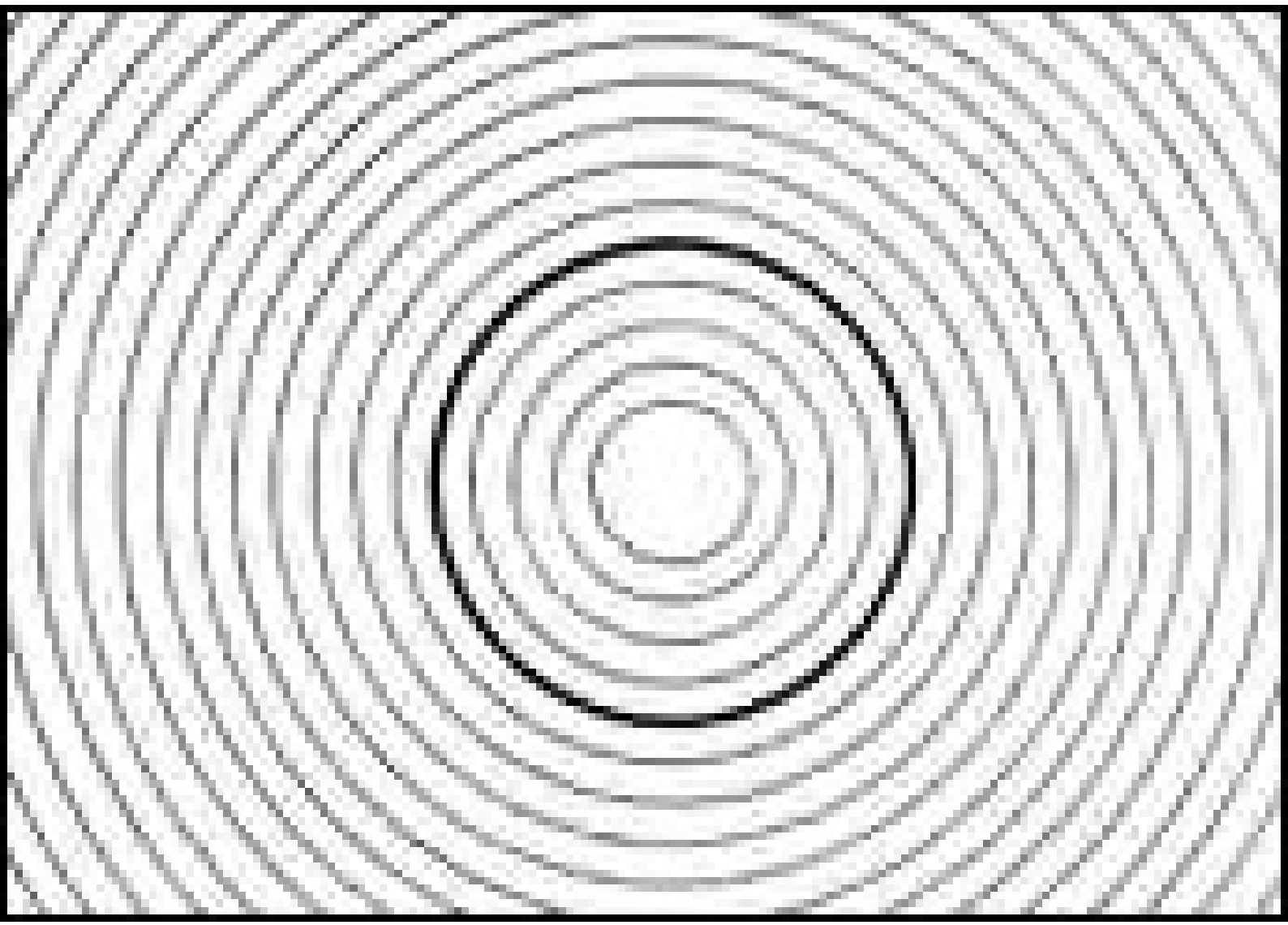

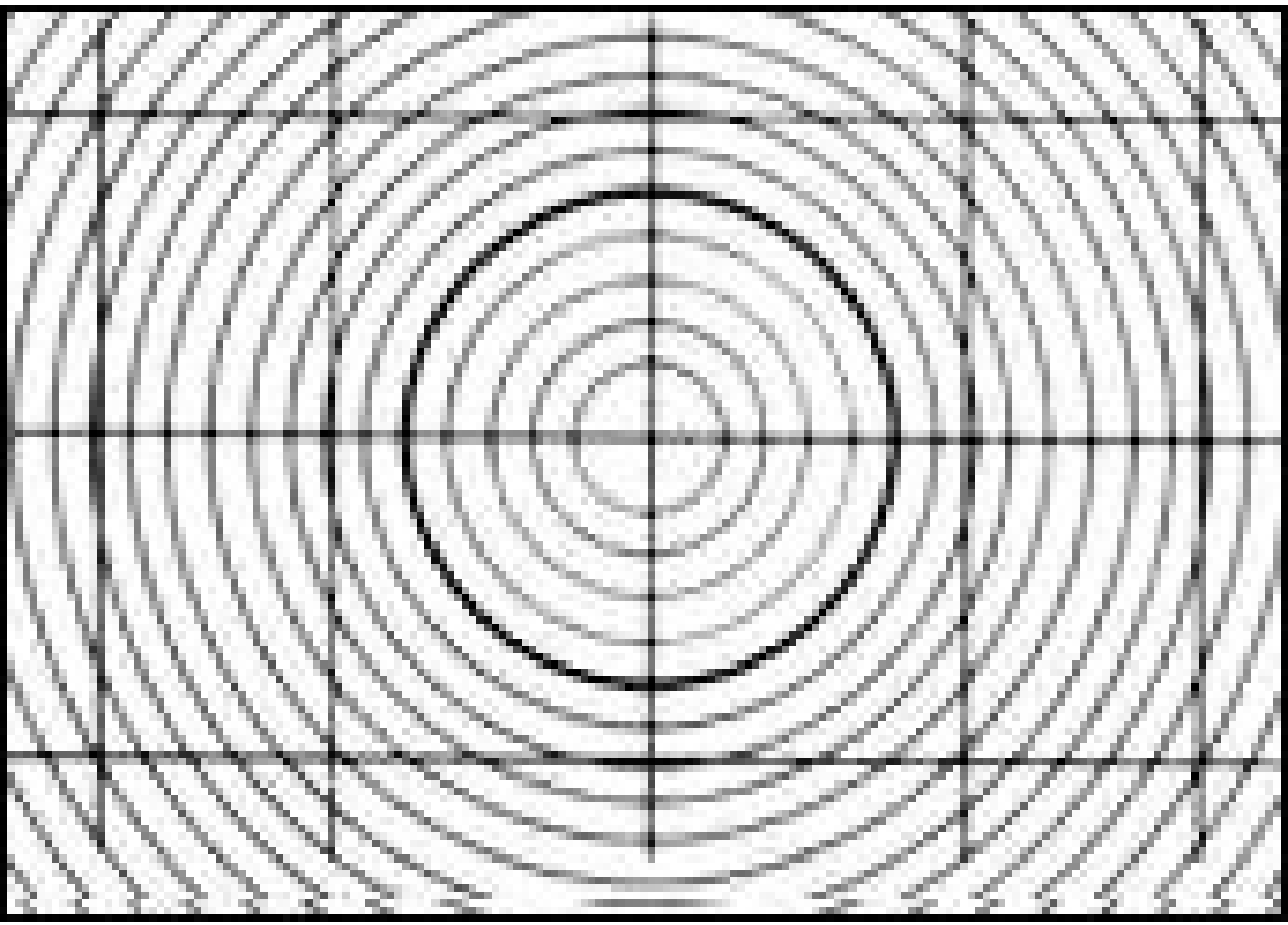

Nikon
FOCUSING SCREEN
TYPE C
FOCUSING SCREEN
EINSTELLSCHEIBE
VERRE DE VISÉE
Nikon F5
Nikon
FOCUSING
SCREEN
TYPE A
Nikon F3
FOCUSING SCREEN
EINSTELLSCHEIBE
VERRE DE VISÉE
TYPE K
Nikon

KLEINES LEICA BUCH

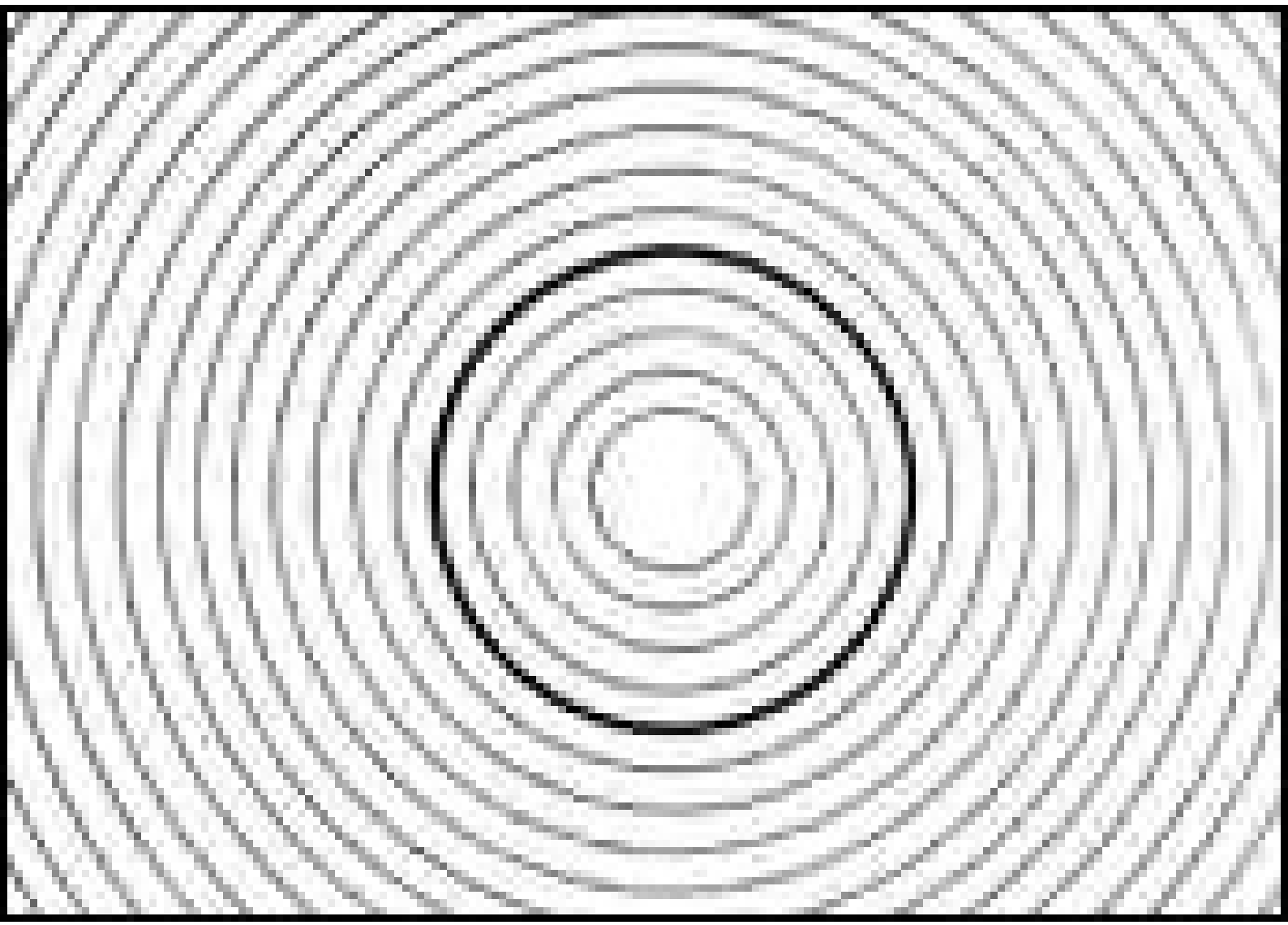

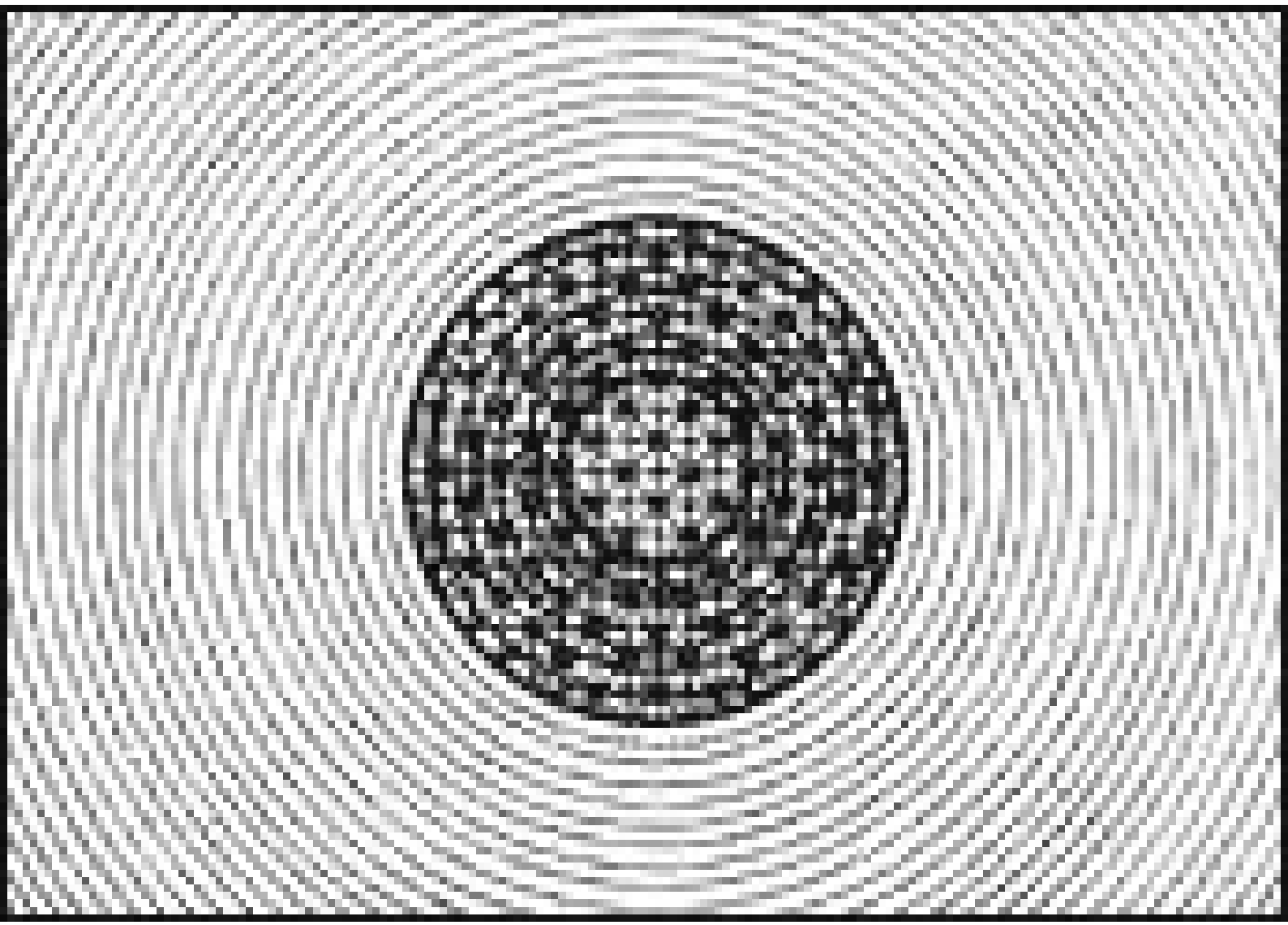



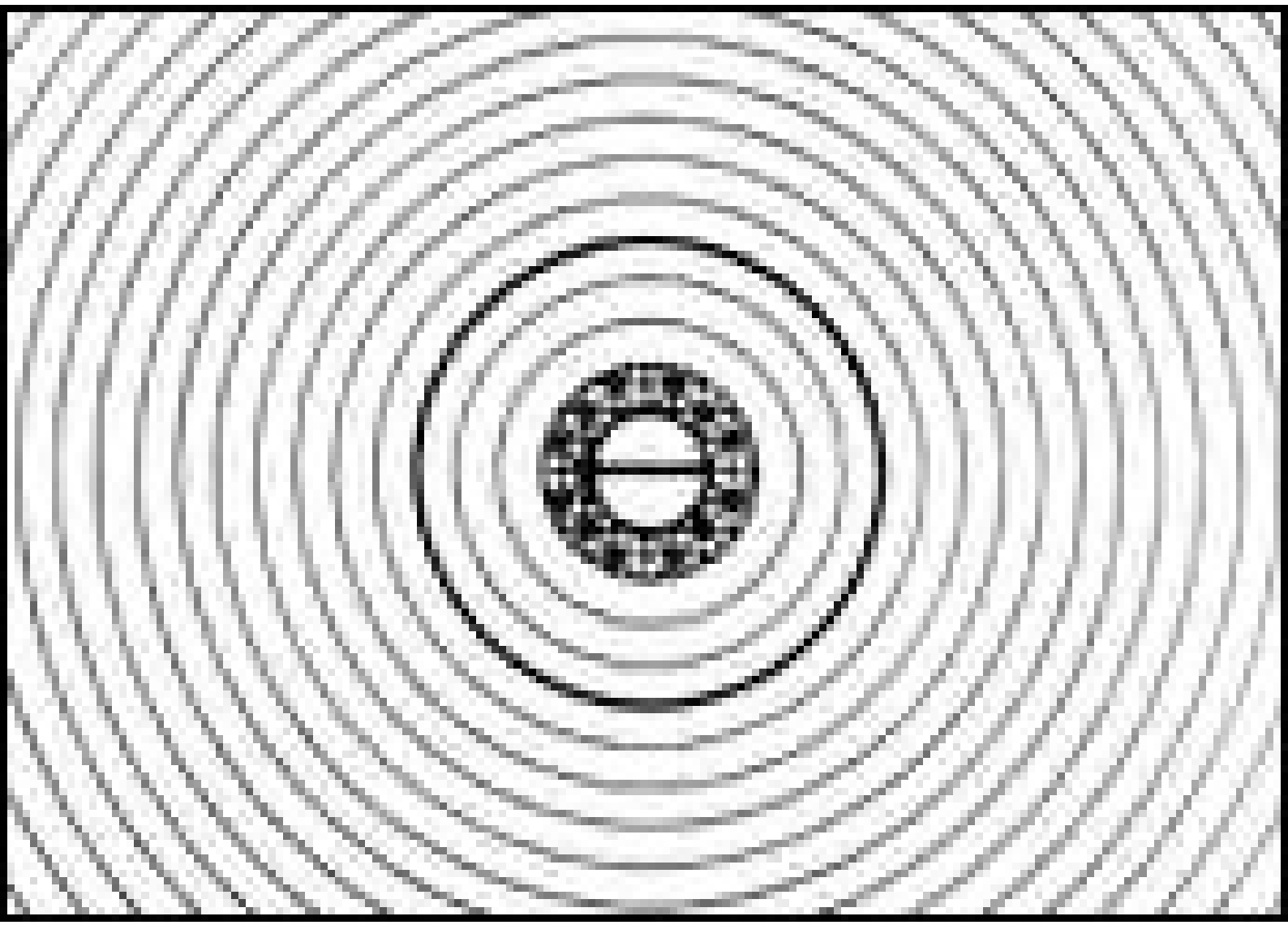

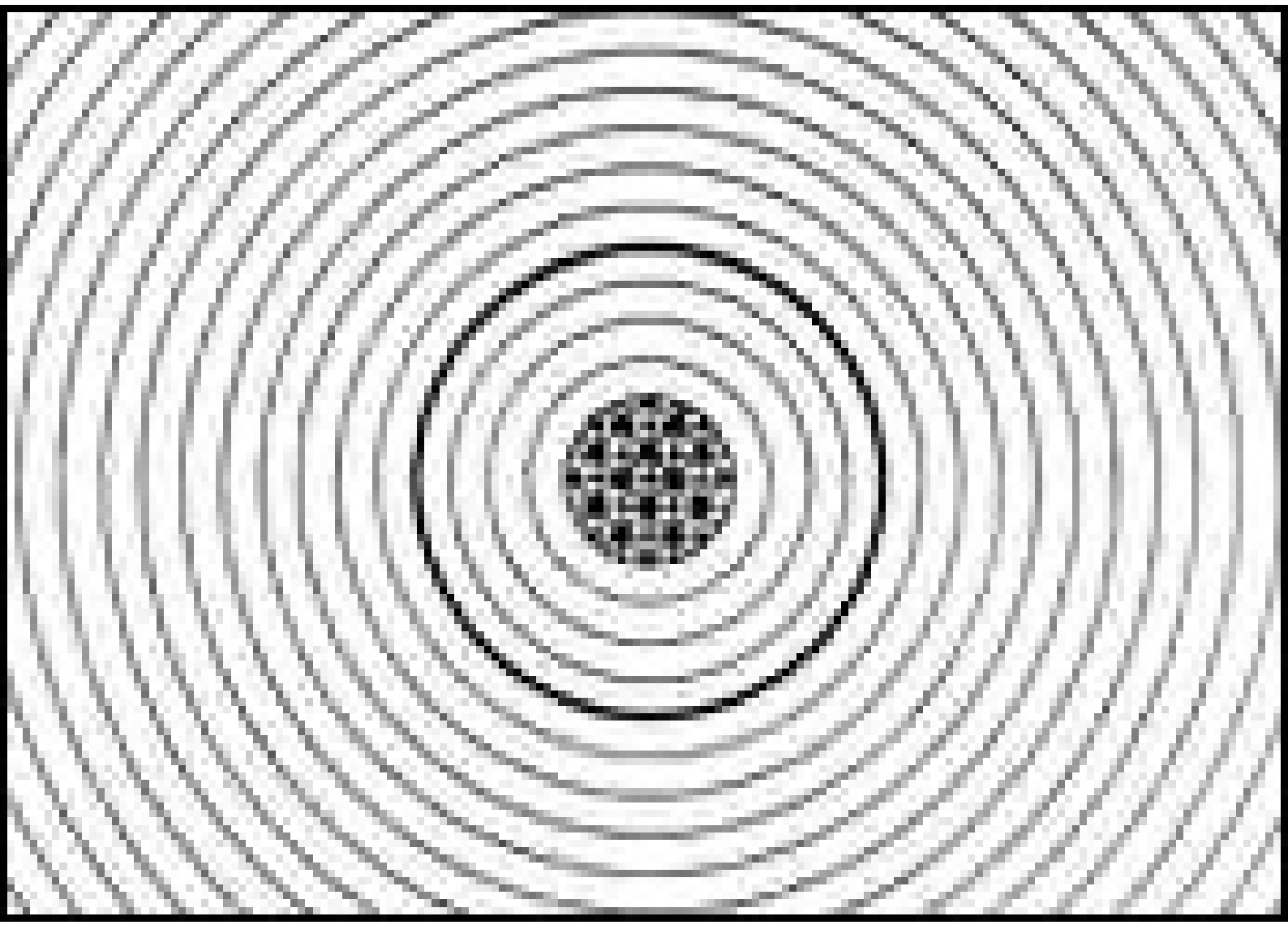

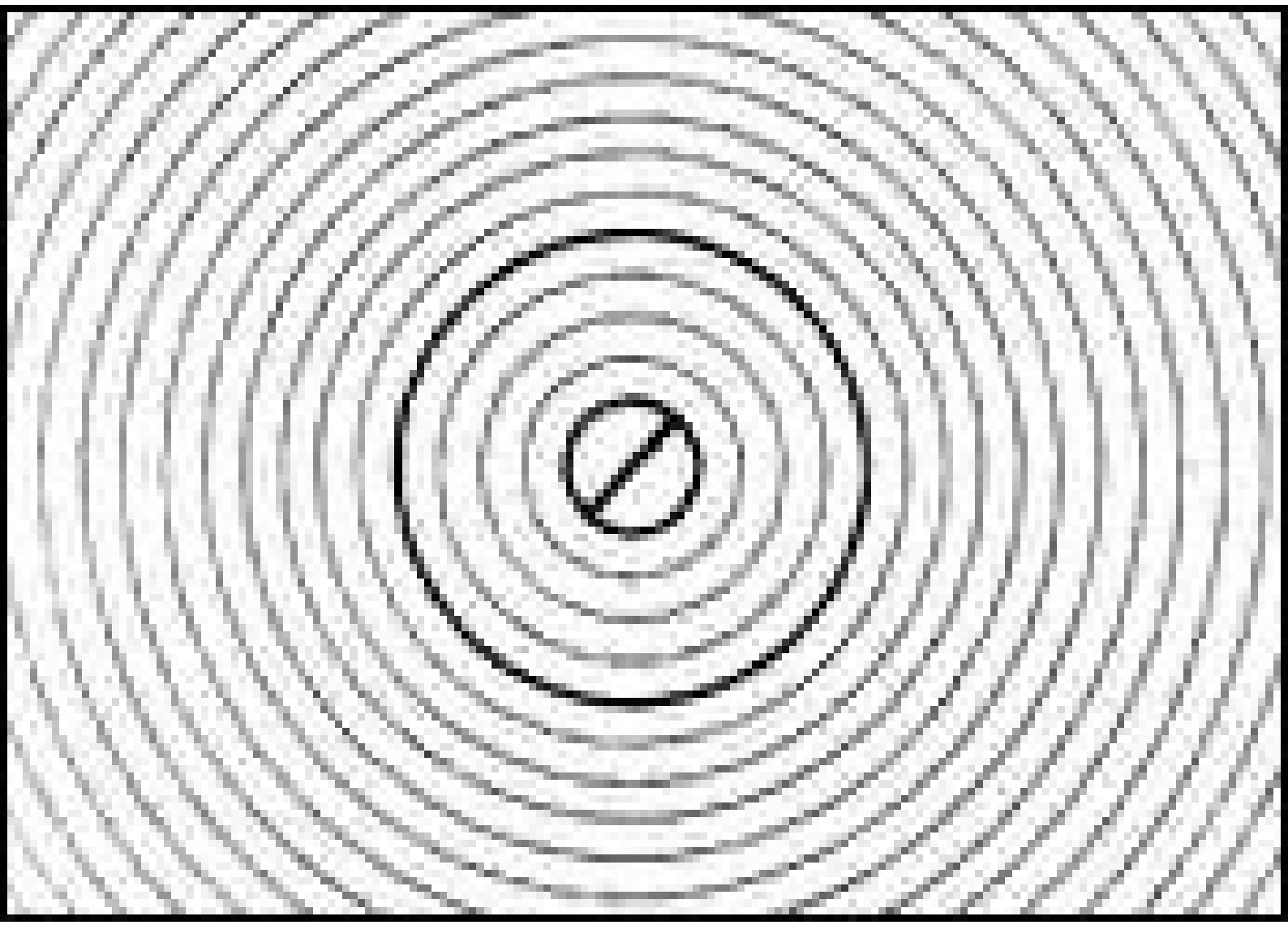

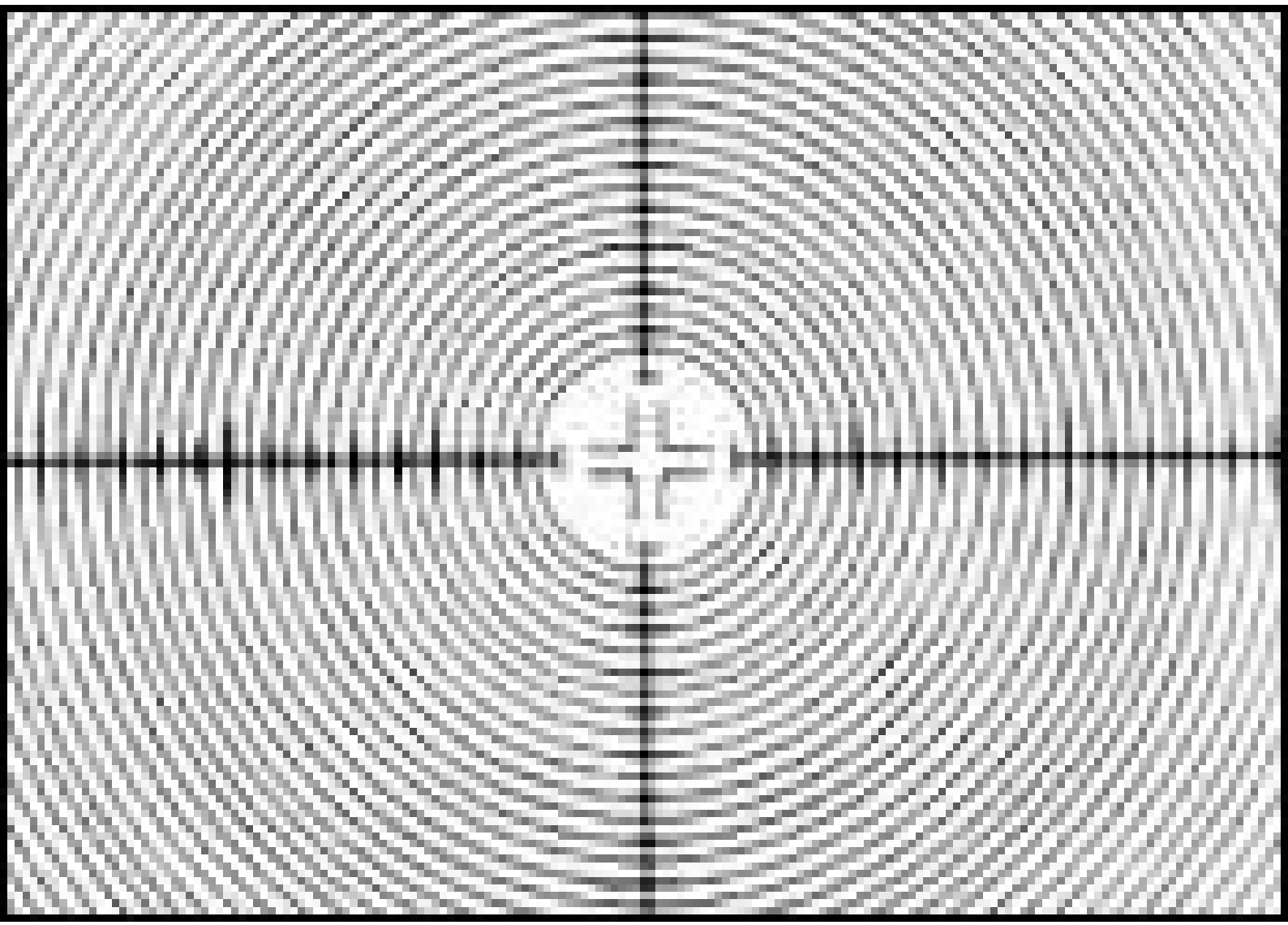

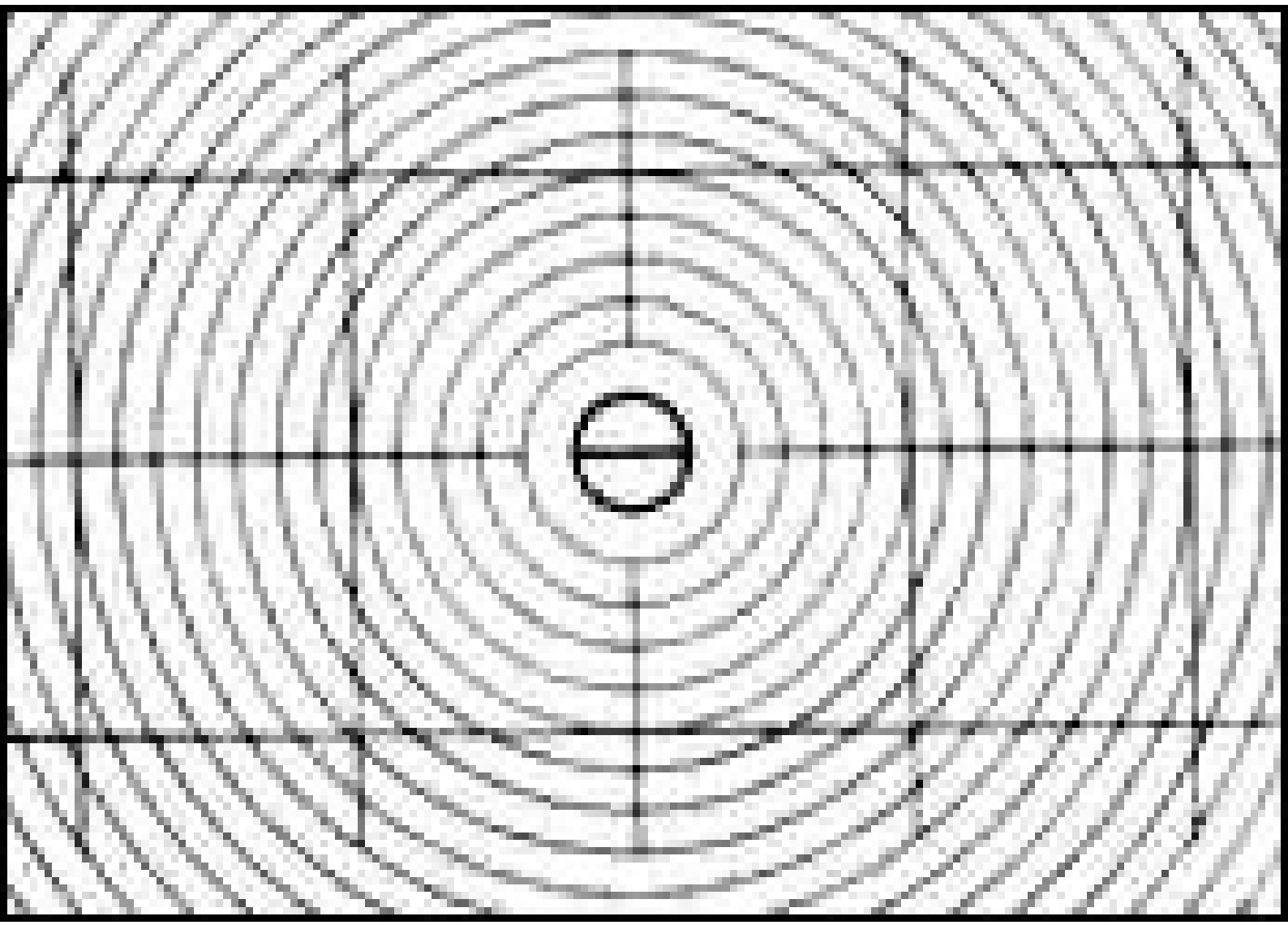

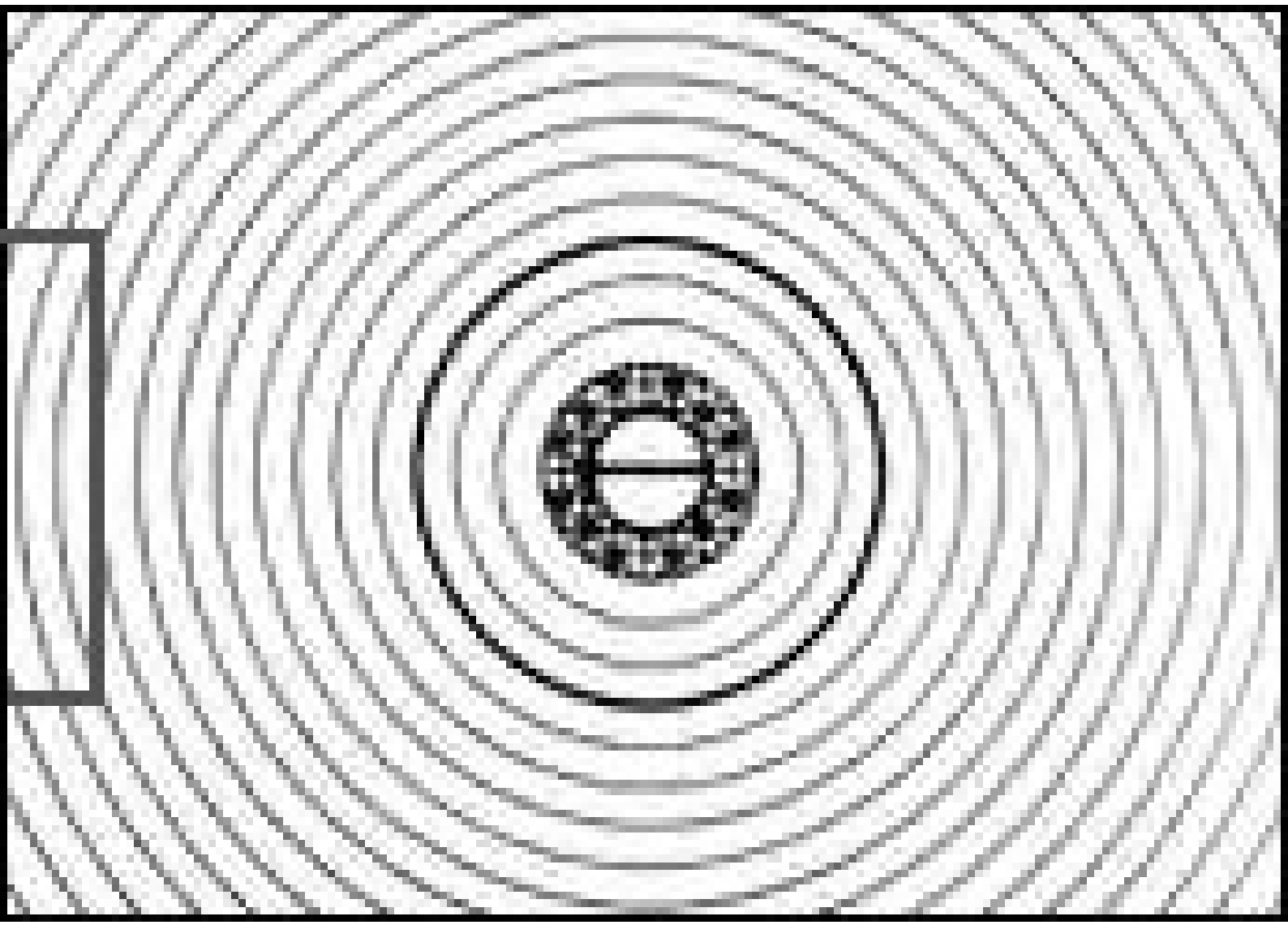

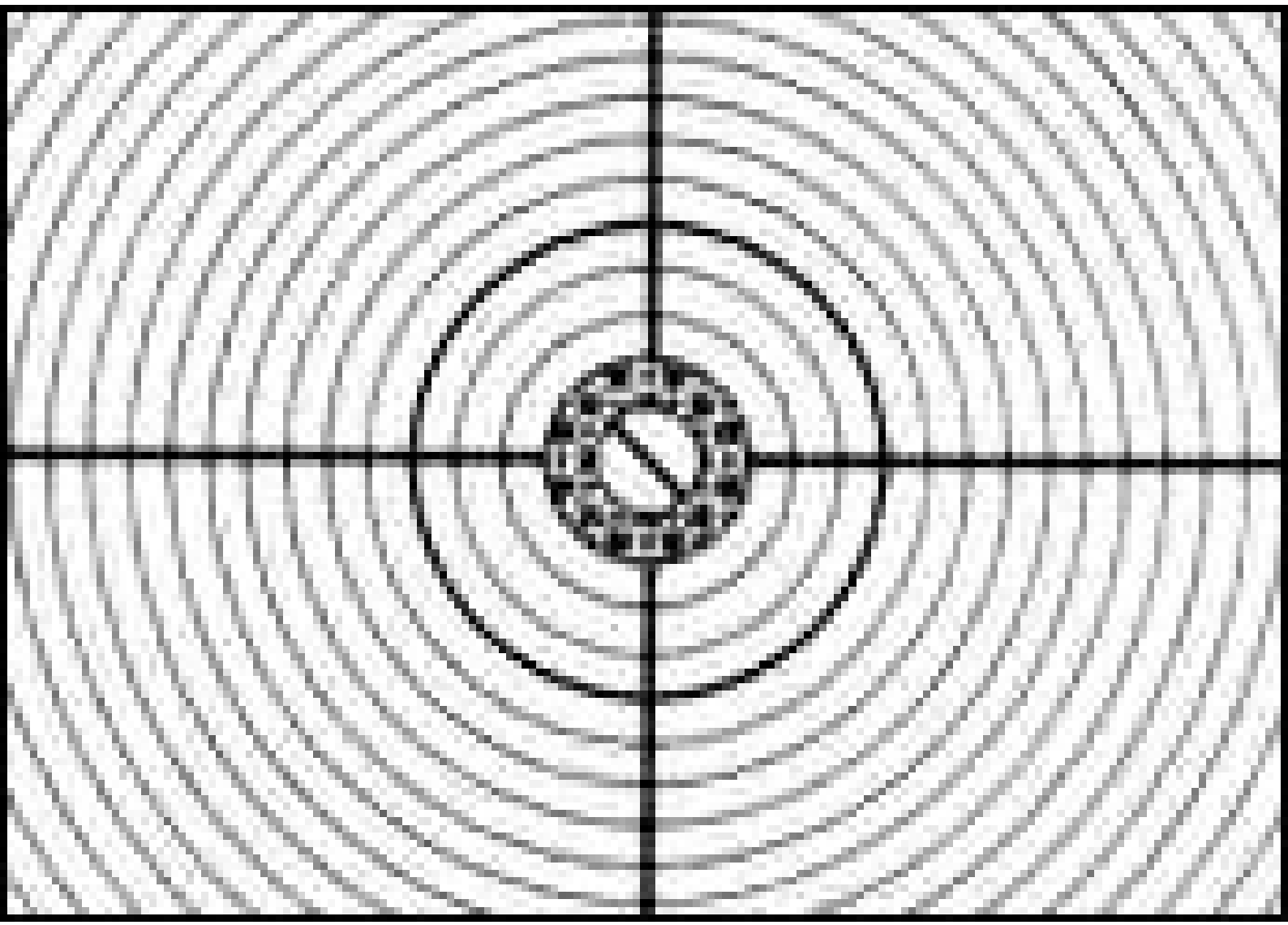

FRITZ VITH

LEICA-HANDBUCH

GROSS-AUSGABE

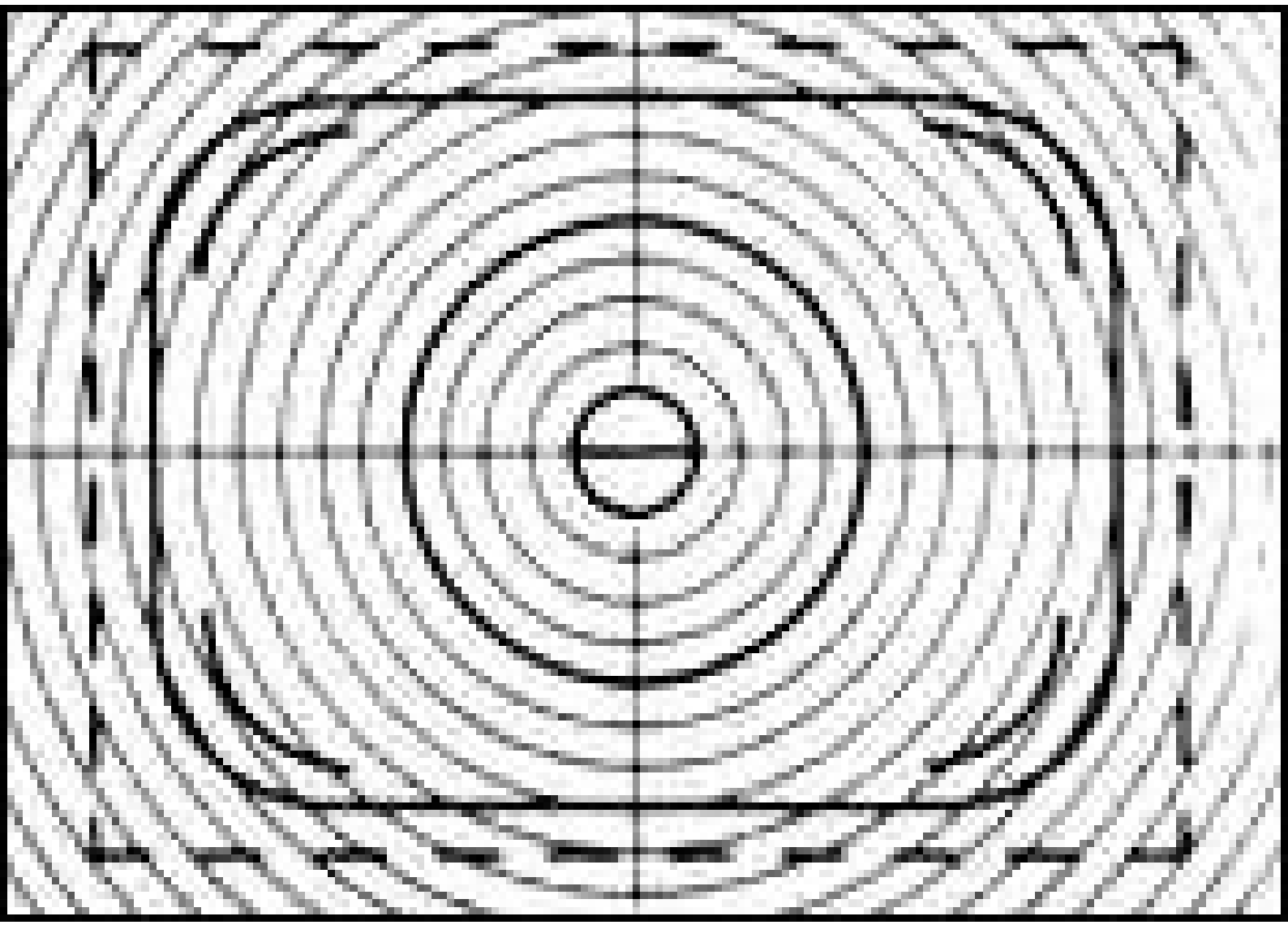

Auswechselbare Einstellscheiben

Die F100 ist für die normale Nikon BriteView-Scheibe B sowie die als Zubehör lieferbare Scheibe E geeignet. Auf beiden wird das vorgewählte AF-Meßfeld markiert.

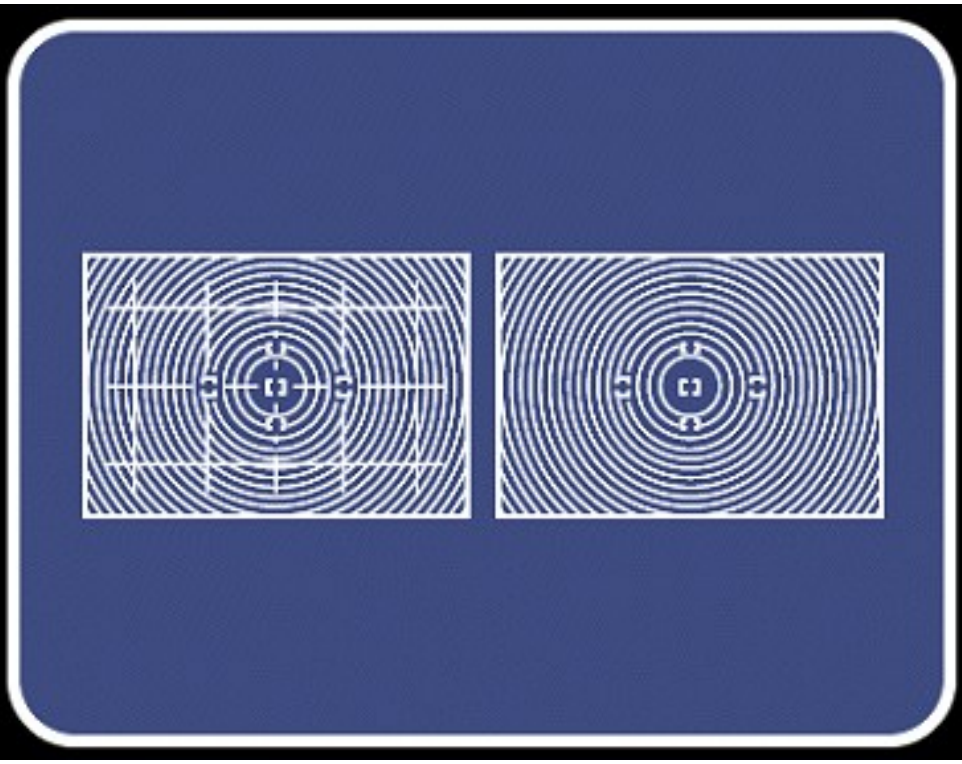

Copyright © Nikon Corporation

◎ sehr gut

◉ möglich
Das Bild ist brillant über die ganze Mattscheibe, jedoch dunkelt das Mikroprisma- oder Fadenkreuzzentrum ab.

○ möglich
Eine schwache Vignettierung ist auf der Mattscheibe möglich. Sie hat jedoch keine Auswirkung auf die Bildqualität.

△ möglich
Für Objektive mit einer Blende von 2.8 und grösser ist diese Mattscheibe ungenau, da die Scharfeinstellung im Zentrum der Mattscheibe mit der dem Film nicht übereinstimmt. Die Scharfeinstellung muss ausserhalb des 12-mm-Zentralkreises für Messreferenz vorgenommen werden.

Offenblendmessung

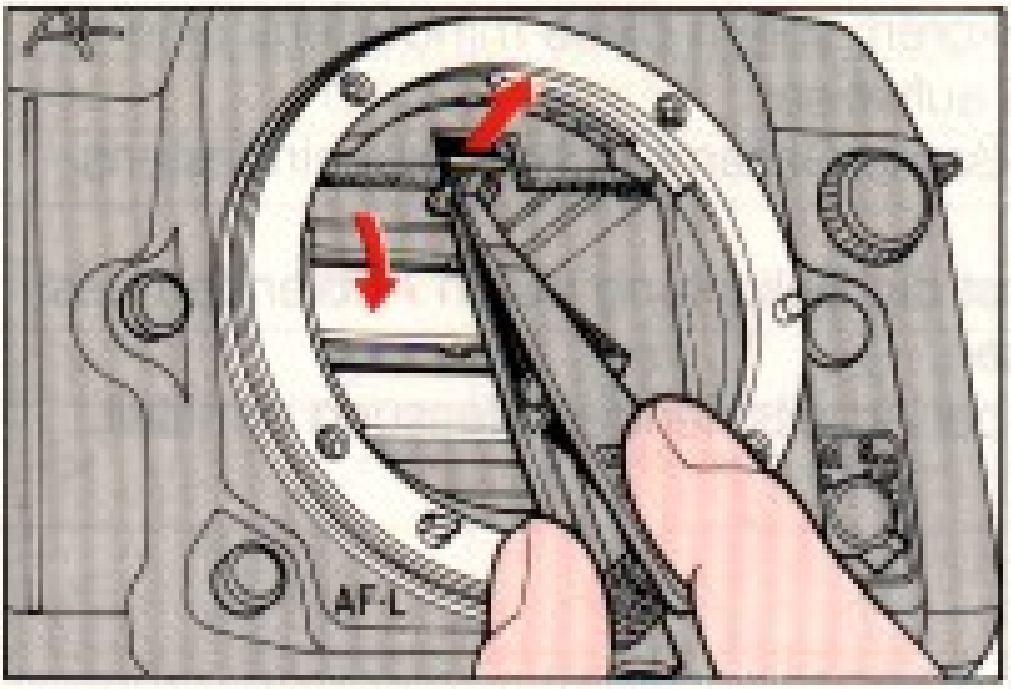

2. Schieben Sie die Spitze der zum Lieferumfang der zusätzlichen Einstellscheiben gehörenden Pinzette unter die Klinke des Einstellscheiben-Halterahmens und ziehen Sie diesen nach vorne, bis der Halterahmen mit der Scheibe nach unten klappt.

Mattscheiben Verres de visée	A/L/T	K/P	B/E	U	J	R	C	D	G1	G2	G3	G4	H1	H2	H3	H4
AF Fisheye																
AF 16 mm f/2.8 D	◎	◎	◎		◎	◎				○(−⅓)				○		
AF Weitwinkel / Grand-angle																
AF 18 mm f/2.8 D	◎	◎	◎		◎	◎			○(−⅓)	○(−⅓)			○	○		
AF 20 mm f/2.8 D		◎	◎		◎					○(−⅓)						
AF 24 mm f/2.8 D	◎	◎	◎		◎	△				◎			○(+⅓)	◎		
AF 28 mm f/1.4 D		◎	◎		◎					○						
AF 28 mm f/2.8 D	◎	◎	◎		◎	△							◎			
AF 35 mm f/2.0	◎	◎	◎		◎					◎				◎		
AF Standard																
AF 50 mm f/1.4	◎	◎	◎	◎	◎	△				◎				◎		
AF 50 mm f/1.8	◎	◎	◎		◎	△			◎	◎			◎	◎		
AF Tele / Télé																
AF 85 mm f/1.4 D		◎	◎		◎					◎	○					
AF 85 mm f/1.8 D	◎	◎	◎	◎	◎	△				◎(+⅓)				◎(+⅓)	○(+⅓)	
AF 105 mm f/2.0 D DC	◎	◎	◎	○	◎	△				◎				○		
AF 135 mm f/2.0 D DC		◎	◎	◎	◎						◎(−1)					
AF 180 mm f/2.8 D IF-ED	◎	◎	◎	◎		△	○	○		○	◎			◎(+⅓)		
AF-S 300 mm f/2.8 D IF-ED	◎	◎	◎	◎	◎	◎	○	○			◎(−⅓)	◎(−1)		○	◎	○
AF 300 mm f/2.8 IF-ED	◎	◎	◎	◎	◎	◎	○	○			○(+⅓)	○(+⅓)		○	◎	○
AF 300 mm f/4.0 IF-ED	◎	◎	◎	◎	◎	◎	○	○			○(−2)				○(−1)	○(−2)
AF-I 400 mm f/2.8 D IF-ED		◎	◎	◎	◎		○				○					
AF-S 500 mm f/4.0 D IF-ED																

Die LEICA
in Beruf und Wissenschaft
von Heinrich Stöckler
mit über 40 Farbbildern

The LEICA

in Professional Practice

by H. Stöckler

with over 50 Color Reproductions

To Lt. Henry Dorn
with compliments from the author!
Wetzlar (Germany)
Nov. 1946
H. Stöckler

Die Leica

IN BERUF UND WISSENSCHAFT

COPYRIGHT ©1999 C. OZDOBA

COPYRIGHT ©1999 C. OZDOBA



Nikon GUIDE

by KENNETH S. TYDINGS

THE MODERN CAMERA GUIDE SERIES

THE HISTORY OF THE JAPANESE CAMERA MONOGRAPH COLLECTION

NIPPON KOGAKU AND THE NIKON CAMERA

— ROBERT —
ROTOLONI

HCP
HISTORICAL CAMERA PUBLICATIONS

THE

Nikon

AN ILLUSTRATED HISTORY OF THE NIKON RANGEFINDER SERIES

by
Robert Rabaloni

The Nikon manual

A complete handbook of 35mm Technique

Including the new Nikon **SP**
Nikon **S2**
Nikon **S**

by George B. Wright

C. EMMERMANN

Technik

30.-38. TAUSEND

NIKON

RANGEFINDER CAMERA

An Illustrated History of the Nikon Rangefinder Cameras, Lenses and Accessories



HOVE COLLECTORS BOOKS

by Robert Rotoloni

A PUBLICATION OF THE NIKON HISTORICAL SOCIETY

NHS
NIPPON KOGAKU TOKYO

MARCH 31, 2000

NHS-67

13 PG COVERAGE OF NHS-CON7!!.

NIKON — JOURNAL

THIS ISSUE

PAGE 1 - NHS-CON7
PAGE 14 - ORIGINAL NIKON F MANUAL

ROBERT ROTOLONI
EDITOR/PUBLISHER

Nikon I (1948)

Nikon M (1950)

Nikon S (1951)

Nikon

INSTRUCTIONS



Nikon S2

Shutter Speed Settings

4

WINDING LEVER

[illegible]

SHUTTER DIALS

[illegible]

HIGH SPEED SHUTTER DIAL

[illegible]

5

SLOW SPEED SHUTTER DIAL

[illegible]



6

BULB EXPOSURE

[illegible]



7

TIME EXPOSURE

[illegible]



8

Nikon

M60914436
M60922276

Nikon
Nikon
Nikon

The LEICA DATA BOOK

Karl A. Harleben, Jr. ERPS

The Special Press All-Black Nikon.

(Abb. aus: Tydings, "Nikon Guide")



NIPPON KOGAKU
JAPAN
1:1.4
NIPPON KOGAKU
TOKYO
SYNCHRO
6157503
A
R

Nikon
NIKKOR-S.C. 1:1.4 f=5cm Nippon Kogaku



Nikon
NIKKOR-S. 1:1.4 f=5cm Nippon Kogaku Japan No.3850751

Nikon
NIKKOR-S Auto 1:1.4 f=5cm Nippon Kogaku Japan
No.385073

NIKON
SP
Nikon
INSTRUCTIONS
NIPPON KOGAKU TOKYO
LENSES
NIPPON KOGAKU K.K.
SILICA GEL

NIPPON
KOGAKU
TOKYO
6215116

Nikon

LEICA GUIDE



ntee

SERIAL NUMBER 6215116

precise standards, and with rigid

by Nippon Kogaku K.K. Tokyo.

このチタニュームシャッターは非常に薄いもので
すからおさえたり突いたりしないで下さい
Care should be taken not to exert any force
against the shutter curtain, made of extremely
thin titanium foils.

INSTRUCTIONS
SILICA GEL

NIKON

Nikon
SP
Nikon
NIPPON KOGAKU K.K.

Nikon

Nikon
Guarantee
SP
6215116
FRED L. PETERSON
PASSED

Nikon
Nikon

Nikon S3 Year 2000 Limited Edition
Nikon
NIKKOR-S 1:1.4 f=50mm
No.150031
Copyright © Nikon

LEICA MANUAL

by WILLARD D. MORGAN
HENRY M. LESTER

THE
ENCYCLOPEDIA
LIBRARY
ON PHOTOGRAPHY
WITH THE
LEICA CAMERA

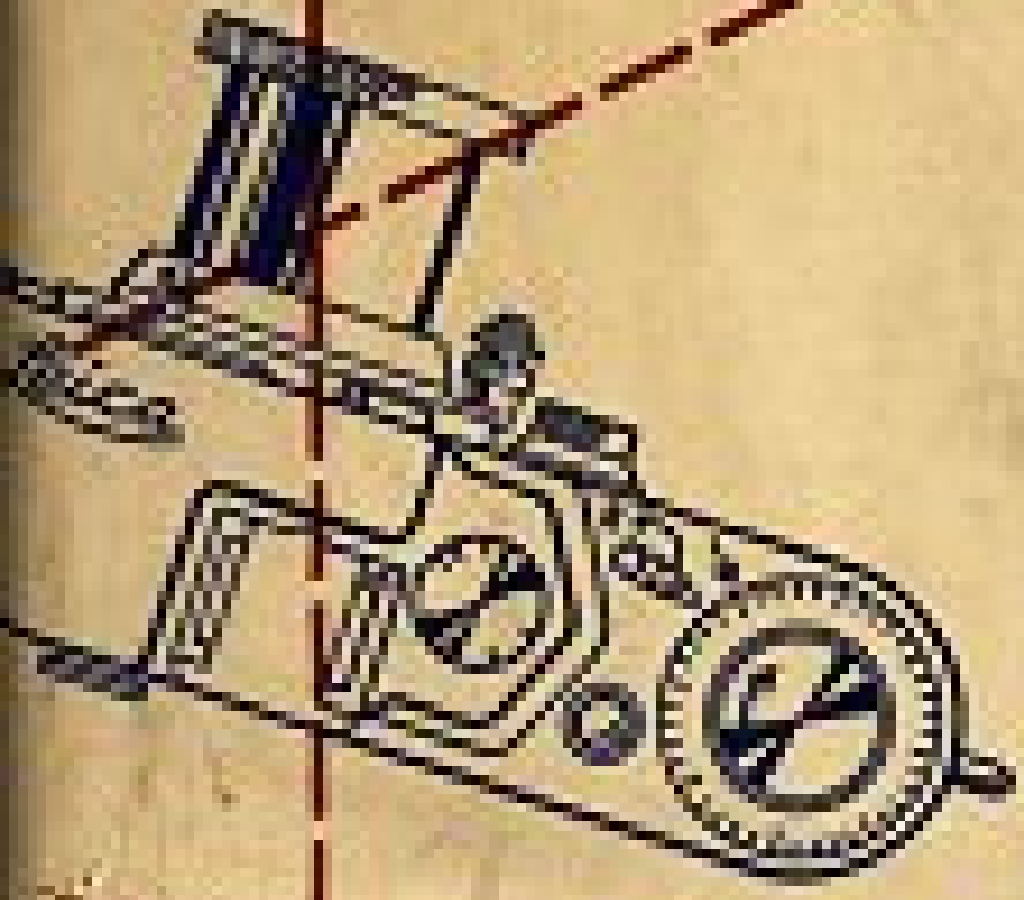

SBB Reisebüro

Nikon
NIKKOR 50mm
Nikon

HOVE PRO-GUIDE

Mamiya

Mamiya Mamiya Mamiya Mamiya
Mamiya Mamiya Mamiya Mamiya
Mamiya Mamiya Mamiya Mamiya

MEDIUM FORMAT SYSTEMS



BOB SHELL

Nikon
NIKKOR 50mm 1:1.4
NIKON

AN ORIGINAL
AMHERST BOWE FOTO BOOKS

PRO-GUIDE

Mamiya

Medium Format Systems

Includes supplement on latest Mamiya product



BOB SHELL

DR. PAUL WOLFF



Meine Erfahrungen mit der Leica

Das völlig neue Standardwerk der Kleinbildphotographie

Alexander Borell

DIE MAMIYA M645

HEERING-VERLAG

Mamiya

HANDBOOK OF ADVERTISING
and
A HISTORY OF INNOVATION

The Story Of Mamiya's 50th Anniversary on May 10th 1990

COMPILED BY TERENCE SHEEHY EDITOR OF CLASSIC CAMERA COLLECTOR

Mamiya

M645

Mamiya

645AF



Mamiya

PARTS CATALOG

Mamiya M645 1000S

Mamiya

CAMERA CO., LTD.

TOKYO, JAPAN

MITTELFORMAT

Fotoschule



Adrian Bircher

Mamiya M645 J

Instructions

Mamiya-Sekor Reflex C
500mm f/8
for Mamiya M645

M645 1000S

Instructions

Bedienungsanleitung

Möglichkeiten und Chancen mit dem Mittelformat

Karl Stechl

- Kameras
- Filme
- Fotopraxis
- Verarbeitung
- Präsentation

AUGUSTUS VERLAG

Wilhelm Albert

Geburtstage der Leitz-Foto-Konstruktionen ab 1927

HISTORICA



Filippo Giunta

Leica

screw mount cameras

a systematic approach

Nikon S3 Year 2000 Limited Edition
Nikon
NIKKOR-S 1:1.4 f=50mm
No.150031
Copyright © Nikon

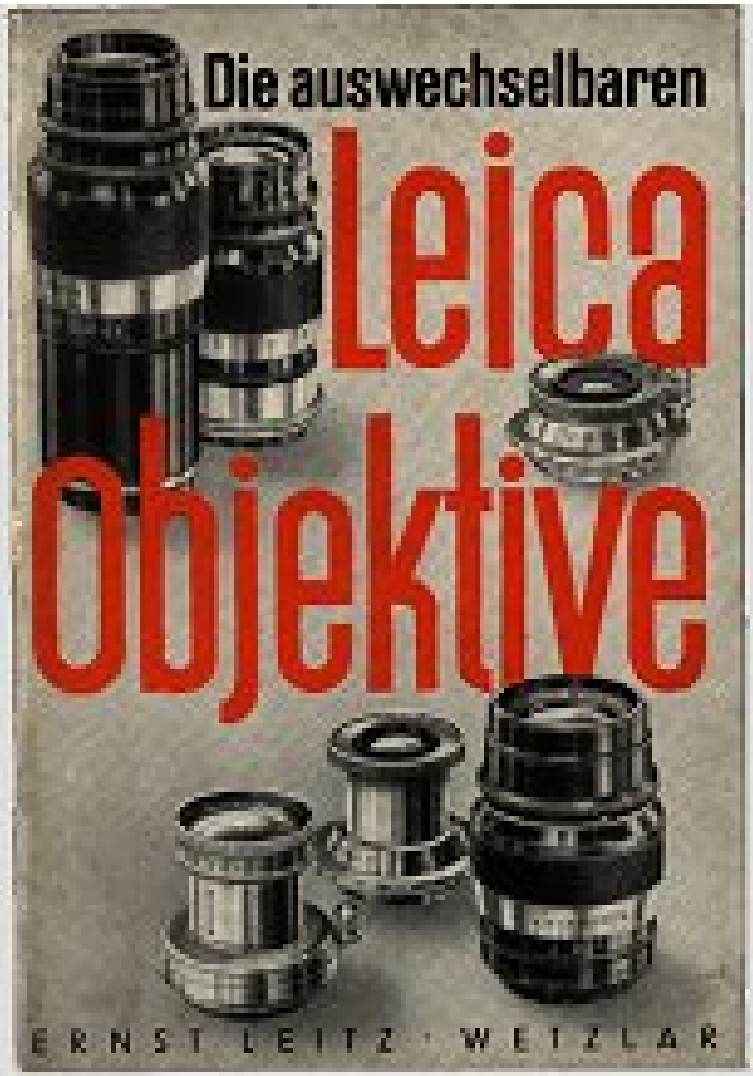
Die auswechselbaren
Leica
Objektive
ERNST LEITZ · WETZLAR

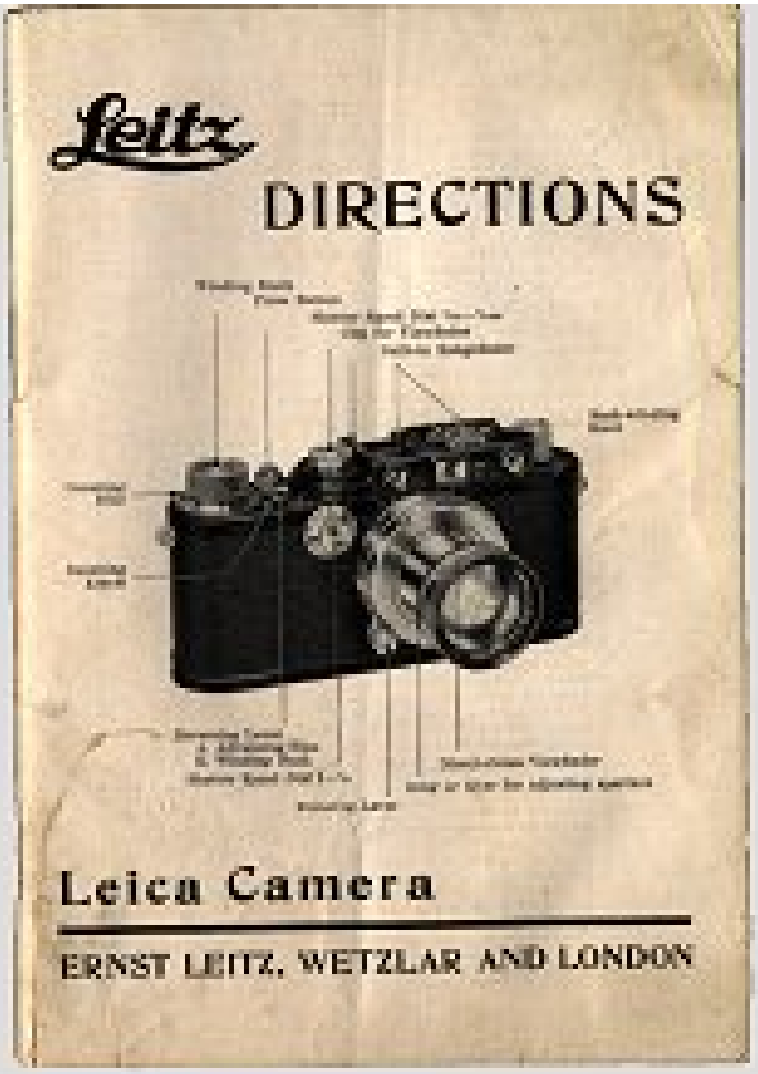
Leitz
DIRECTIONS
Leica Camera
ERNST LEITZ, WETZLAR AND LONDON

LTELT 13129

Leitz

Aufsetzbares Hemmwerk

zur Leica-Kamera.

Zweck. Die Vorteile, die unsere Modelle III und IIIa gegenüber den früheren Ausführungen der Leicaverschlüsse, sind allgemein anerkannt. Als besonders vorteilhaft wird von unseren Kunden empfunden, daß dieses Modell stets in das neueste Modell umgebaut werden können. Freilich verursacht einzelnen Unten Kosten, die neueren Leicabesitzer zum Einsetzen veranlaßt haben.

Um auch solchen Freunden unserer Leica die Möglichkeit zu geben, die längeren Momente Geschwindigkeiten von 1/2 bis 1 sec. verwenden zu können, von der großen Vorzug unserer Leica-Modelle II u. IIIa [illegible] für Kunstlicht- und Innenaufnahmen ist, haben wir ein aufsetzbares Hemmwerk für die Leica-Modelle Standard, I und II entwickelt.

Aufsetzbares Hemmwerk für die Leica-Modelle Standard, I und II, zur Ermöglichung von Momentaufnahmen von 1/2 bis 1 sec.	[illegible]	[illegible]
Etui hierzu	[illegible]	[illegible]
Aufsetzbares Hemmwerk mit Etui	[illegible]	[illegible]

Gebrauchsanweisung.

Das aufsetzbare Hemmwerk ist auf den Auslöseknopf der Leica-Kamera Modell I, Standard und Modell II aufgeschraubt. Nur bei den neueren Ausführungen hat der Auslöseknopf

Die neue Leica
Leitz
Mit automatischer Scharfstellung
für alle
Leica Objective

Mamiya

50th
Mamiya
Mamiya
RB67 PRO SD
Gold
Mamiya
Mamiya

Mamiya
400 250 125 60 30 15 8 4 2 1 ½
3.5 5.6 8 11 16 22 32
120

Mamiya
50
Mamiya RB67

Mamiya
1940 – 1990
50 Years in photography
Camera No. 50103
X 1B

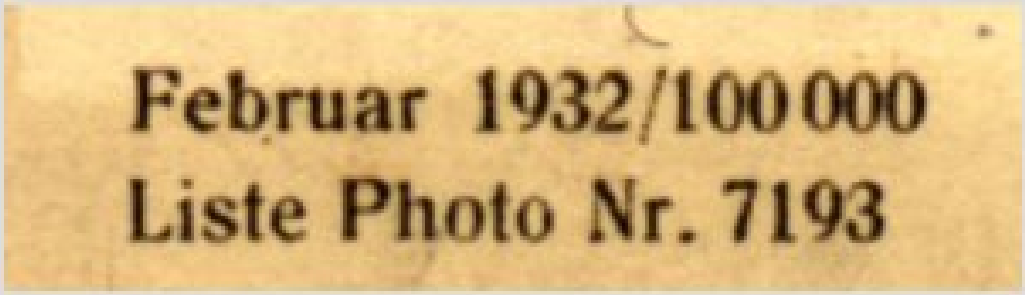

Leica II-Katalog

Bestell-Nr. der Ausgabe in **Deutsch 910910,** Englisch 910911, Französisch 910912

Copyright © Leica 1999

Leica-Katalog 1999

50th
Mamiya
Mamiya
RB67 PRO SD
Gold

Mamiya
Copyright © Mamiya



Copyright © Mamiya

A full range of multi-coated interchangeable lenses that assure sharp pictures.

Mamiya M645 system

Copyright © Mamiya

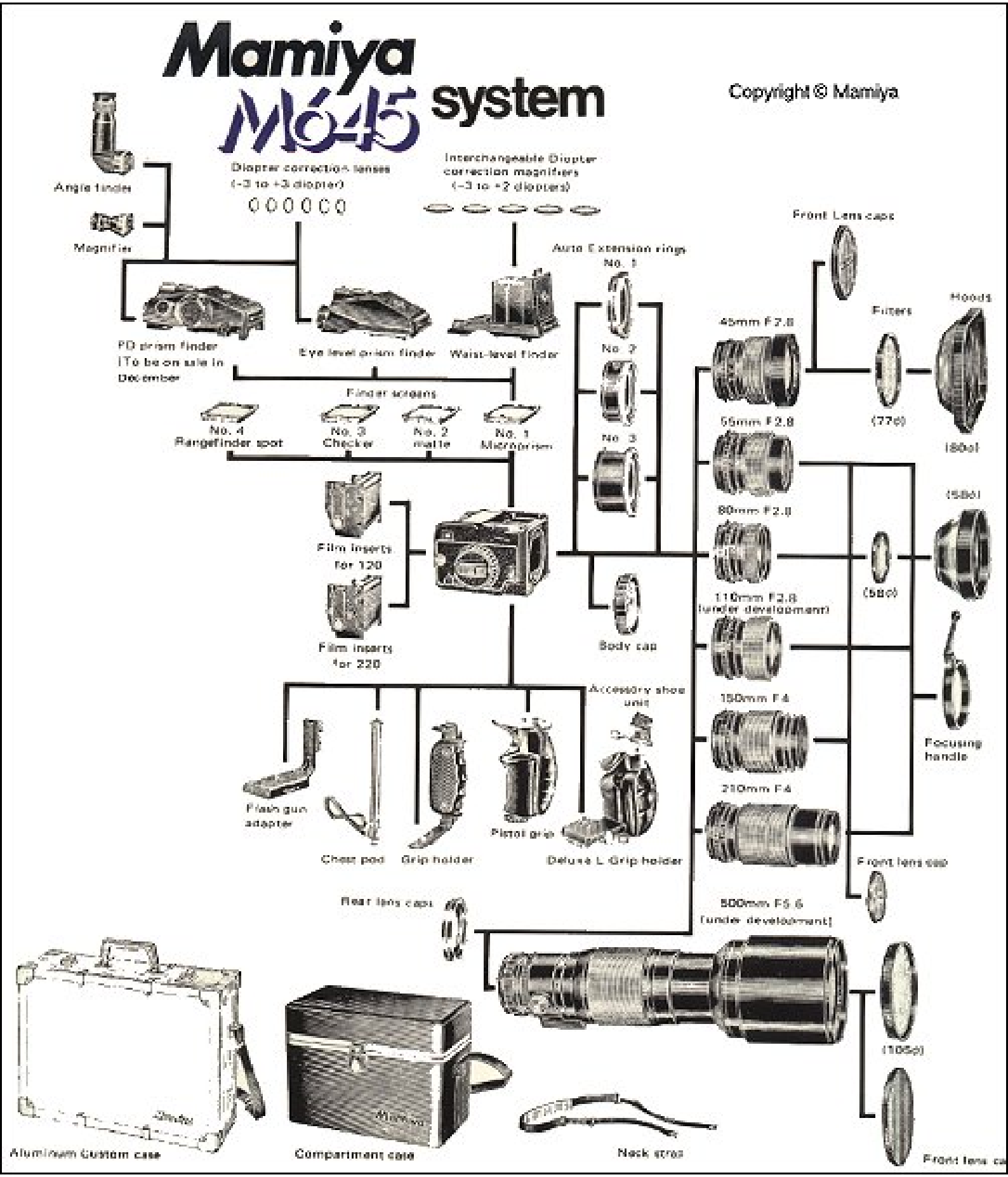

• Abblendhebel

Der AM-Hebel (29) des Objektives bleibt normalerweise in Automatik-Stellung (Buchstabe A sichtbar). Zur Beurteilung der Schärfentiefe auf der Mattscheibe genügt es, den Abblendhebel (5) ganz nach oben zu schieben, wodurch sich die Blende auf den vorgewählten Wert schließt. Sobald der Hebel freigegeben wird, öffnet sich die Blende wieder voll.

Copyright © Mamiya

M645 1000S

Bedienungsanleitung

Mamiya M645 System Chart

Copyright © Mamiya

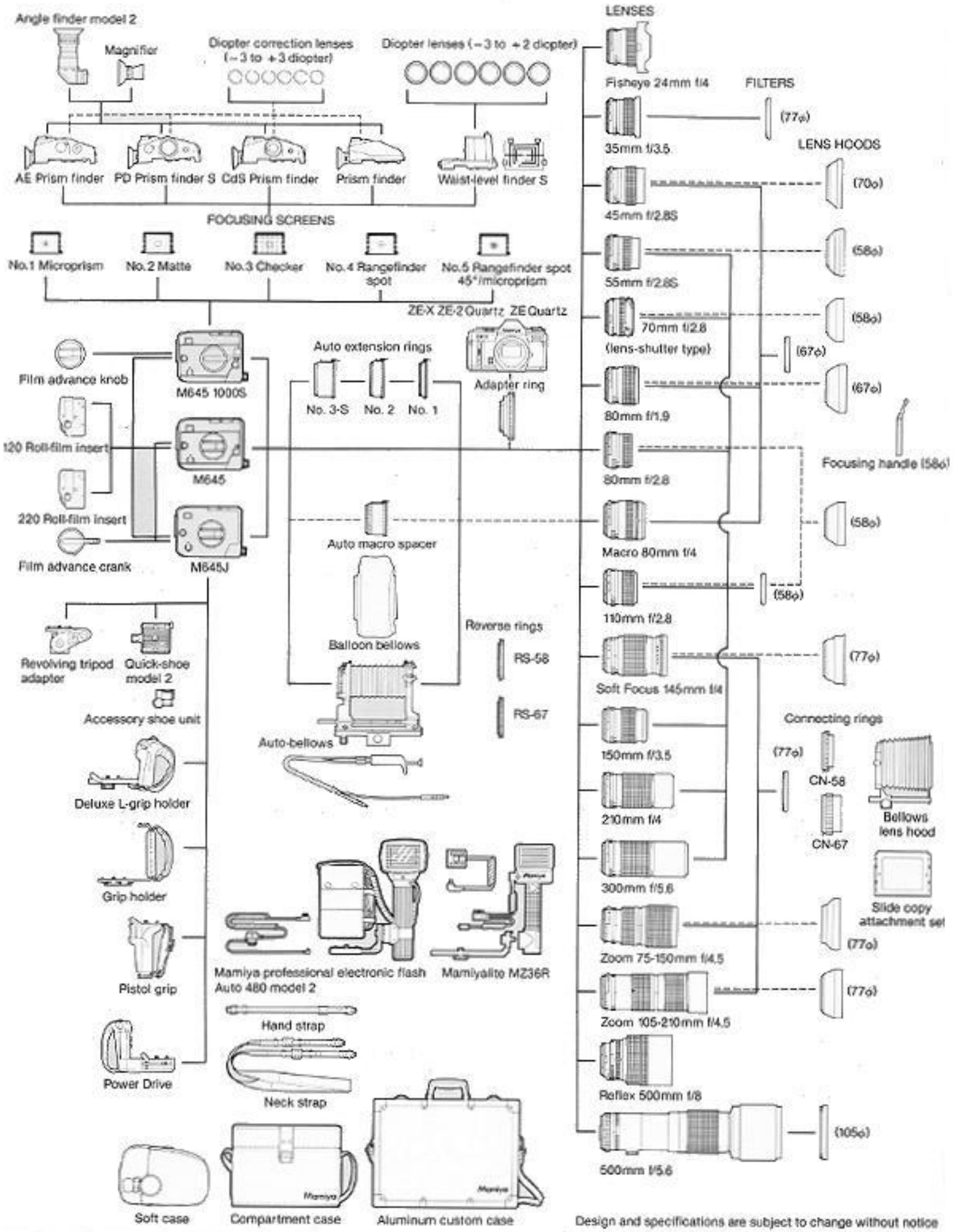

Design and specifications are subject to change without notice

Leica®

LITERATURE

1930-1960

JAMES L LAGER

Mamiya M645 J

Instructions

Copyright © Mamiya



Copyright © Mamiya

Mamiya 645E System

Copyright © Mamiya

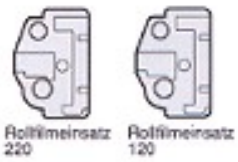

Gehäuse

Nahaufnahmezubehör

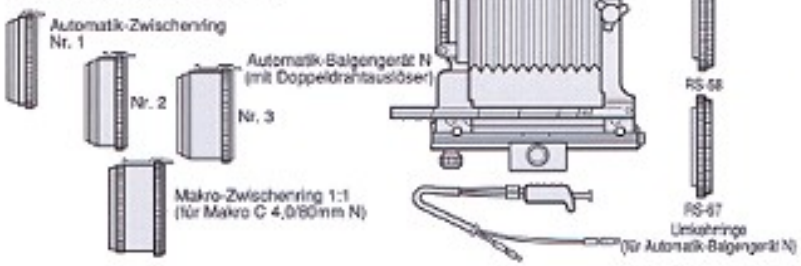

Gegenlichtblenden/Filter

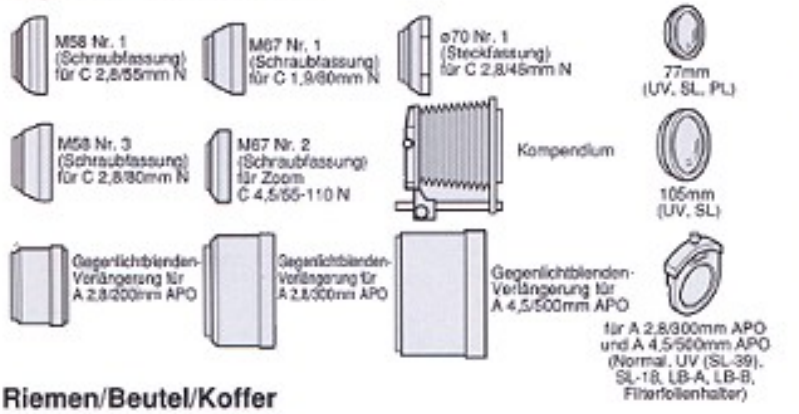

Riemen/Beutel/Koffer

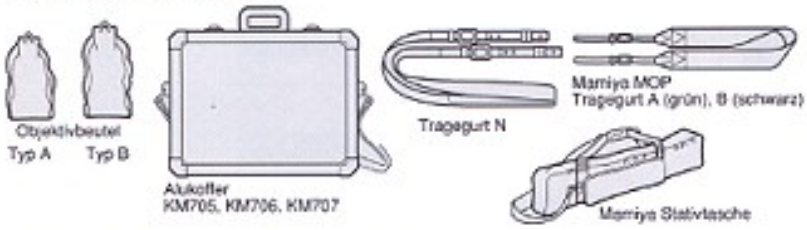

Kamerazubehör

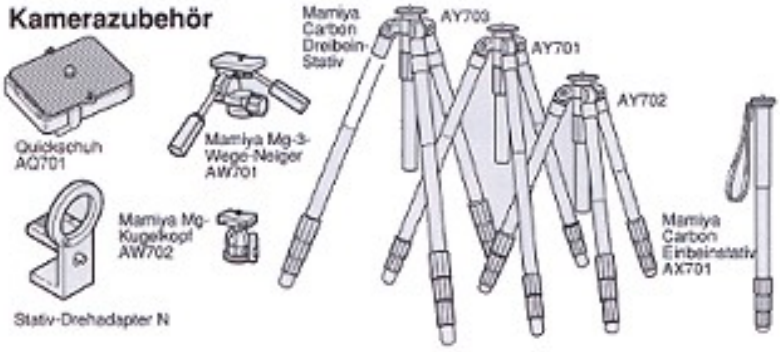

Objektive

Weitwinkelobjektive

Normalobjektive

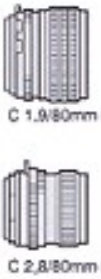

Teleobjektive

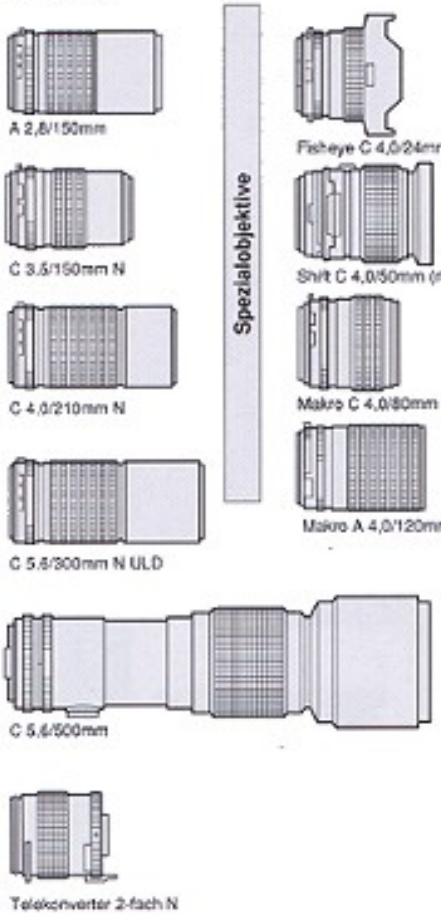

APO-Objektive

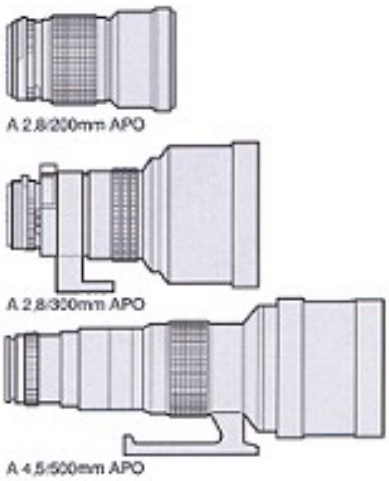

Zoomobjektive

Spezialobjektive


Mamiya 645
MAMIYA-SEKOR
LENS MADE IN JAPAN
80mm f 2.8 N
Copyright © Mamiya

Copyright © Mamiya

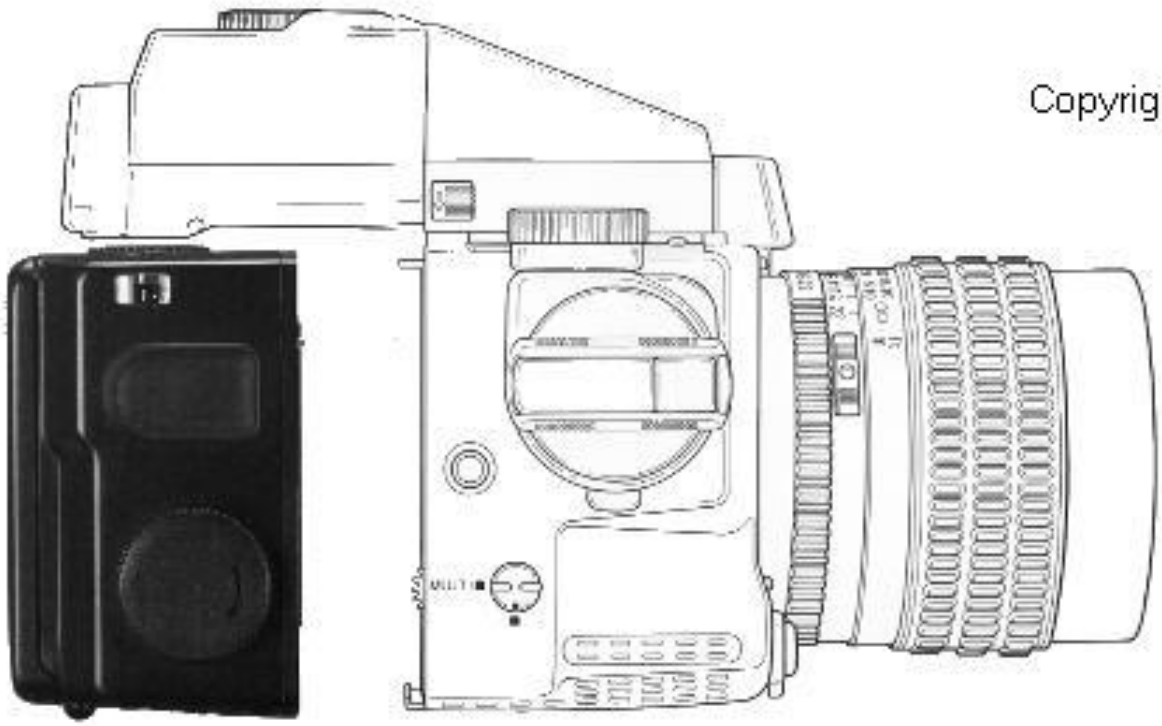

120 Roll Film Holder N

135 Roll Film Holder N

Polaroid Land Pack Film Holder N

Copyright © Mamiya

Moving towards unqualified reliability
A new dimension in photography

645 PRO

Versatility in viewing...

INTERCHANGEABLE FINDER SYSTEM

Different types of photography require different approaches to viewing the subject. That's why Mamiya provides a choice of three different viewing systems for use with the M645 Super. The Waist Level Finder N is designed in the traditional style, and is particularly effective when photographing from low angles. Switching from horizontal to vertical formats is simple when you use the Prism Finder N, while the eye level viewing Finder, for convenient exposure control, features when the conventional AE Prism Finder N, with its three-mode exposure system and convenient eye-level viewing. While any one of these finders would be an excellent choice, the availability of all three reflects the professionalism and dedication to versatility that marks the Mamiya M645 Super system approach to photography.

AE Prism Finder N

This finder offers aperture-priority Auto Exposure control, usable with all Mamiya-Sekor lenses and features an AE lock function for tricky exposure. However, the most exciting feature of the AE Prism Finder N is its three way mode metering. The exposure system can be set for either Spot or Average metering, depending on the contrast of your subject, or the photographer can leave the selection of Spot/Average metering up to the finder. It will then switch between the two metering patterns according to the lighting of the overall scene. The optimum metering pattern will be selected, and the corresponding optimum exposure made effected according to the brightness of the primary subject.



Waist Level Finder N

This lightweight finder is particularly effective when using the M645 Super from low shooting angles. It offers a standard reversed viewfinder image, with a central magnifier for fine focusing assistance. The location

Prism Finder N

This compact eye-level finder incorporates a

Copyright © Mamiya

Mamiya 645

Mamiya 645

Rüttinger

Leica in der Werbung

Leica Advertising

1925–1950

Copyright © Mamiya

Power Drive Grip WG401
For single frame or continuous motorized operation (2 frames/sec.). Automatically activates leaf shutter lenses. Accepts external power supplies, AC, Remote Controls.

Mamiya

645 SV & 645 SVX PACK

Mamiya

645 SV PACK II & 645 SV X PACK II



645 PRO TL, Metz Mecablitz und SCA-Adapter für optimale Blitzsteuerung

Copyright © Mamiya

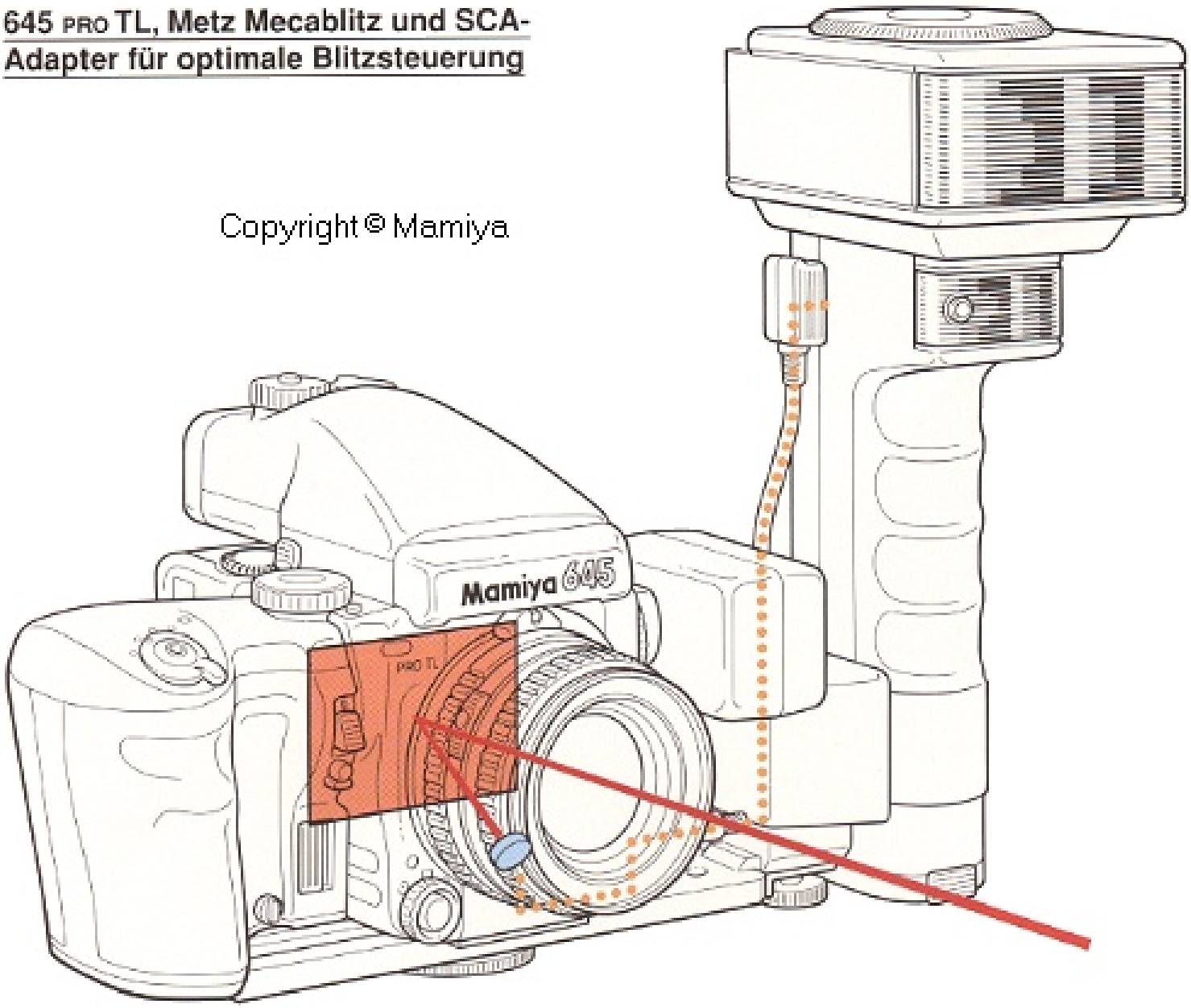



Copyright © Mamiya

Weitwinkelobjektive

C 3,5/35 mm N

C 2,8/45 mm N

C 2,8/55 mm N

Normalobjektive

C 1,9/80 mm N

C 2,8/80 mm N

APO-Objektive

A 2,8/200 mm APO

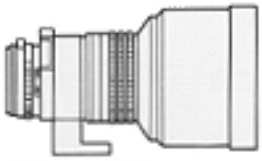

A 2,8/300 mm APO

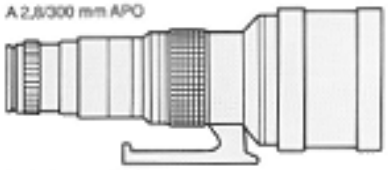

A 4,5/500 mm APO

Zoomobjektive

Zoom C 4,5/55-110 mm N

Zoom C 4,5/105-210 mm ULD

Teleobjektive



A 2,8/150 mm



C 3,5/150 mm N

C 4,0/210 mm N



C 5,6/300 mm N ULD

C 5,6/500 mm

Telekonvertor 2-fach N

Spezialobjektive

Fisheye C 4,0/24 mm ULD

Shift C 4,0/50 mm

Makro C 4,0/80 mm N



Makro A 4,0/120 mm M

Zentralverschluß-Objektive

A 2,8/55 mm N/L

A 3,8/150 mm N/L

Copyright © Mamiya

Leitz

Kleinfilmkamera Leica

Kleine Negative, beliebig große Bilder

Material für 36 Aufnahmen in einer kleinen Kassette

LEICA ist die ideale Reise- und Sportkamera
Fordern Sie kostenlos unseren Katalog

ERNST LEITZ, WETZLAR

Bezug durch Photogeschäfte

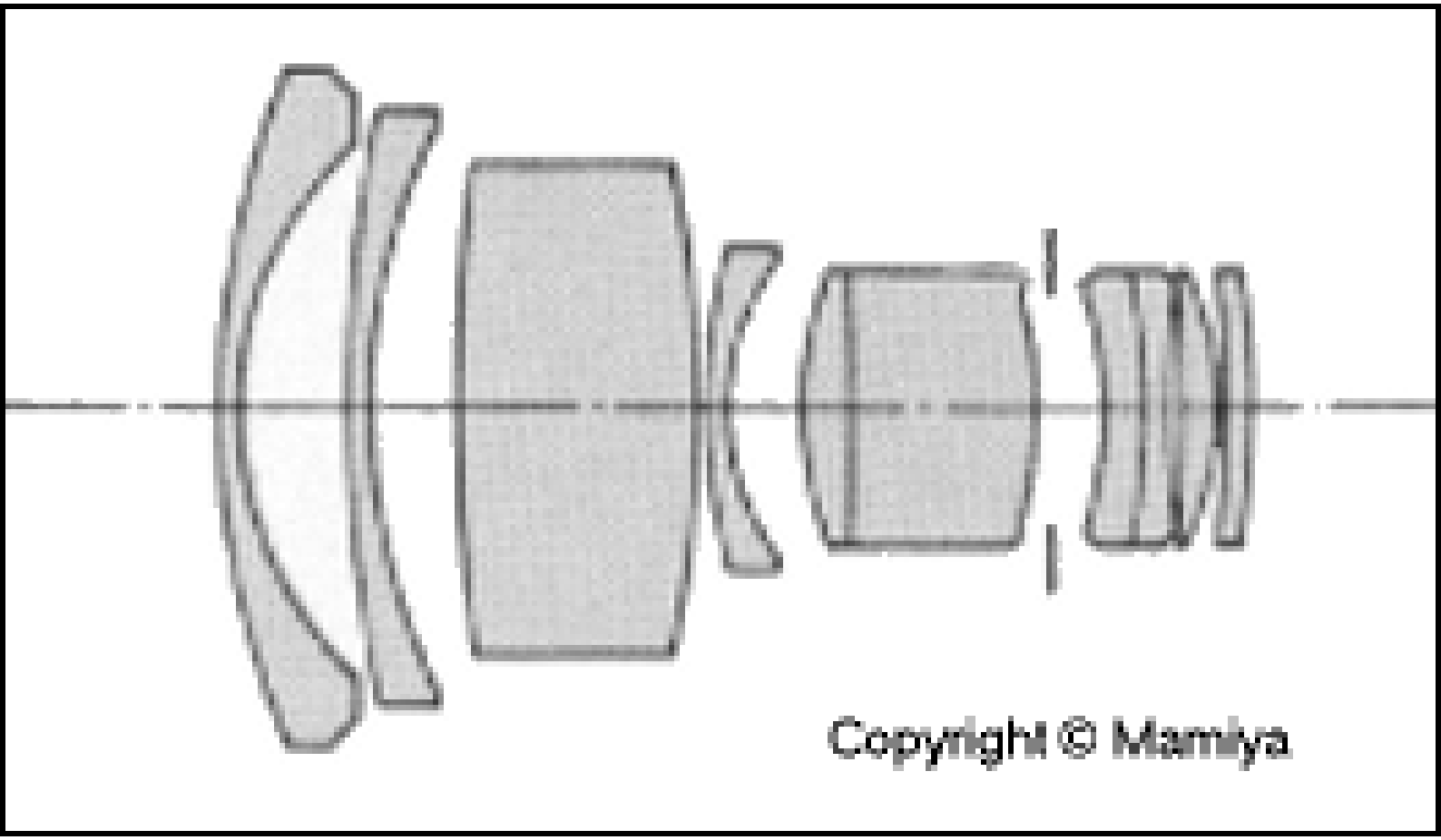
Copyright © Mamiya

Mamiya 645

Mamiya

レンズシャッター付きレンズ
Leaf Shutter Lenses

A 55mm F2.8 N/L
A 80mm F2.8 N/L
A 150mm F3.8 N/L

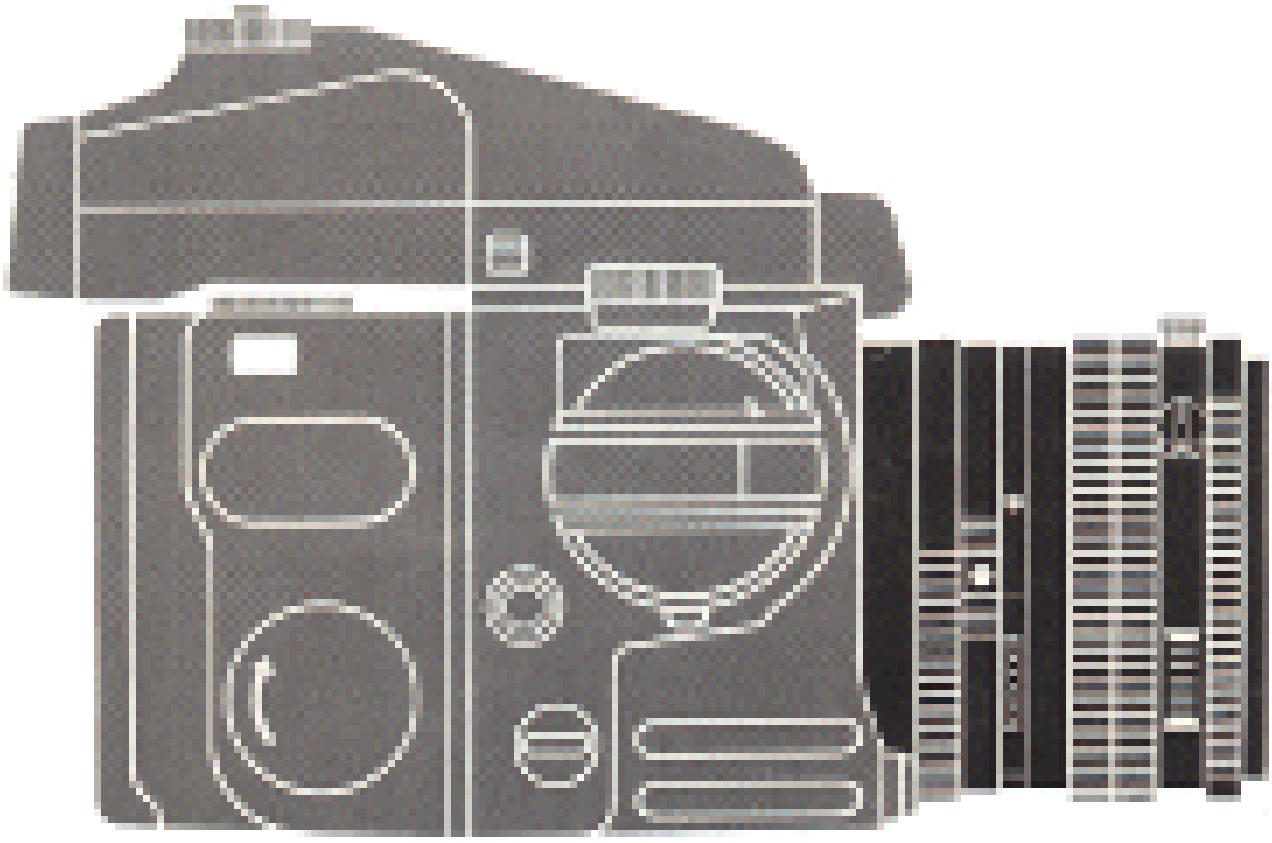

使用説明書
Instructions



LFI
LEICA FOTOGRAFIE INTERNATIONAL
PIN-UP
BILLY & HELLS
MODE-POKINA IS MIT
DER LEICA VF
LEICA R
WIRD DIE ZUKUNFT
DIGITAL?
HYBRID-VERFAHREN
ZUM PERFEKTEN
BILDERGEBNIS IM
ANALOG-DIGITAL-MIX
BRYAN ADAMS
FOTOGRAFISCHES
TAGEBUCH
EINES STARS

3/82



2/94

3/2000

Die deutschsprachige Leica User Group

Gegründet 2001

Leica
LEICA
Copyright by
Gaddoni Gaddoni

Copyright © Mamiya

Mamiya RB67
PROFESSIONAL

BEDIENUNGSANLEITUNG

Copyright © Mamiya



MAMIYA RB67


Oskar-Barnack-Str.
Oskar Barnack 1879-1936
Erfinder der Leica
Copyright by Christoph Gadow


Copyright © Mamiya
PROFESSIONAL
1
9

Copyright © Mamiya


Copyright © Mamiya

Copyright © Mamiya


Copyright © Mamiya
360mm
250mm
180mm
127mm
90mm
65mm
50mm
STEP


Copyright © Mamiya

Copyright © Mamiya
15
16

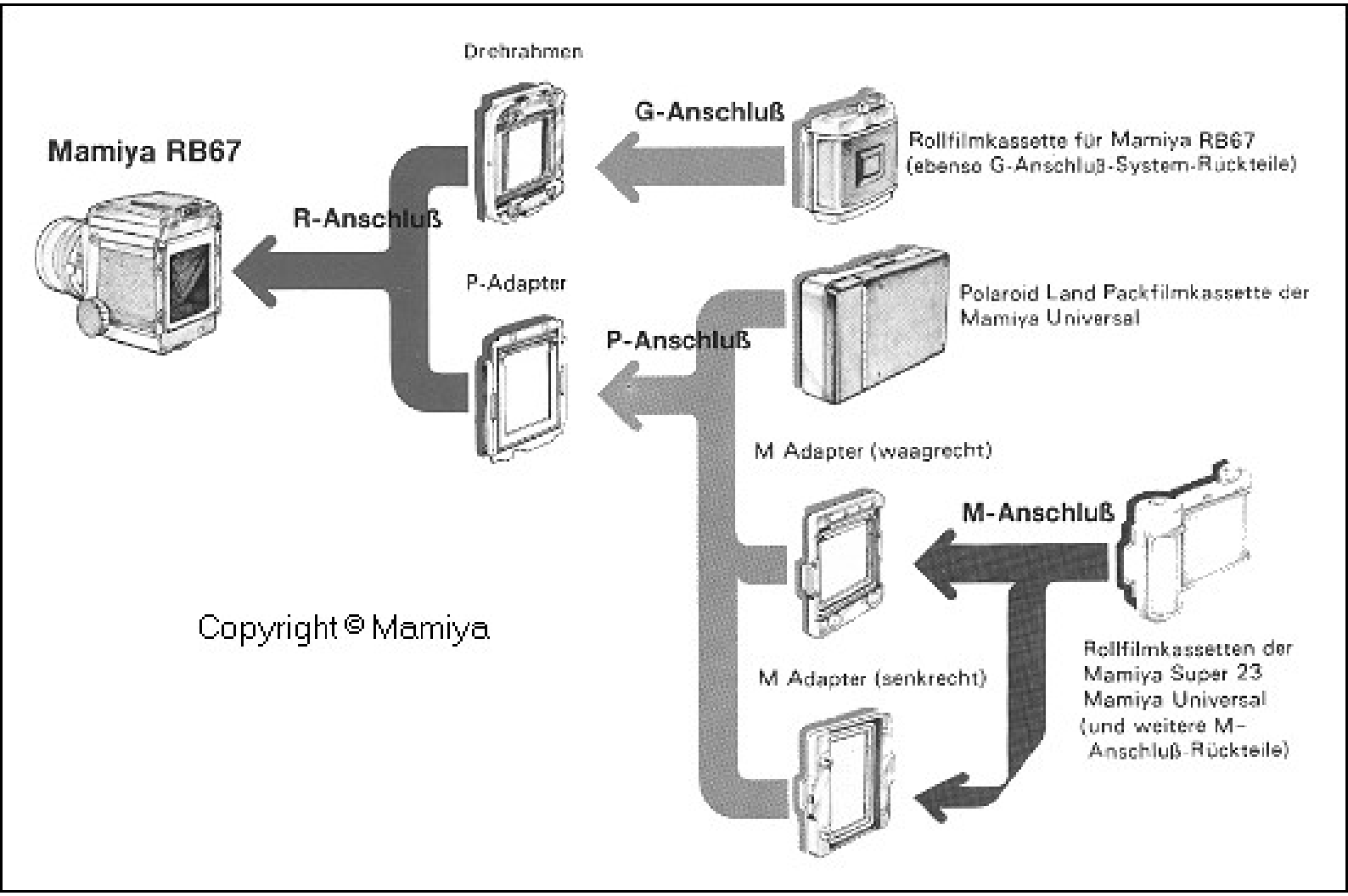

Copyright © Mamiya

15

16



Copyright © Mamiya

Copyright © Mamiya

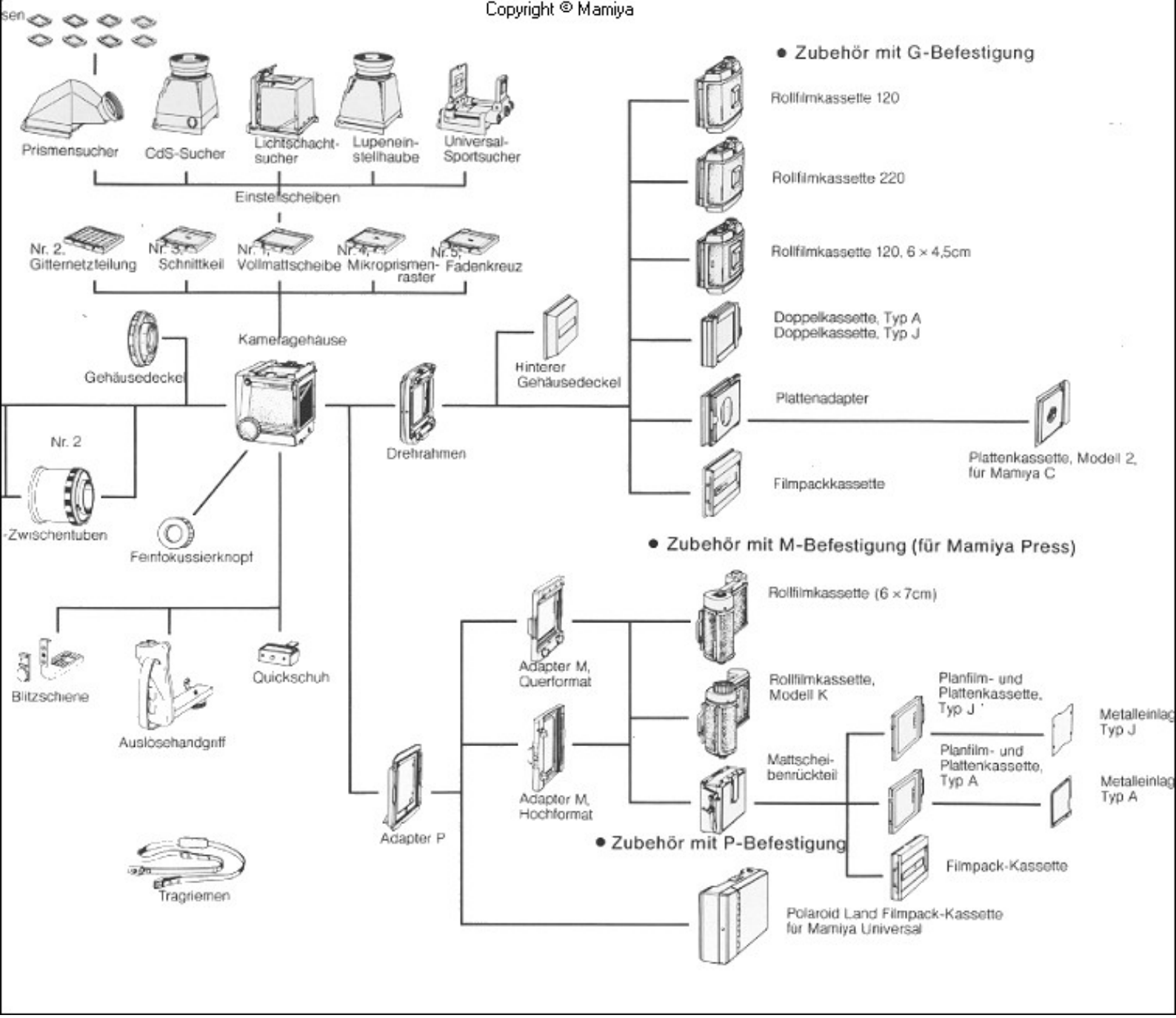

Copyright by
Christoph Ostertag

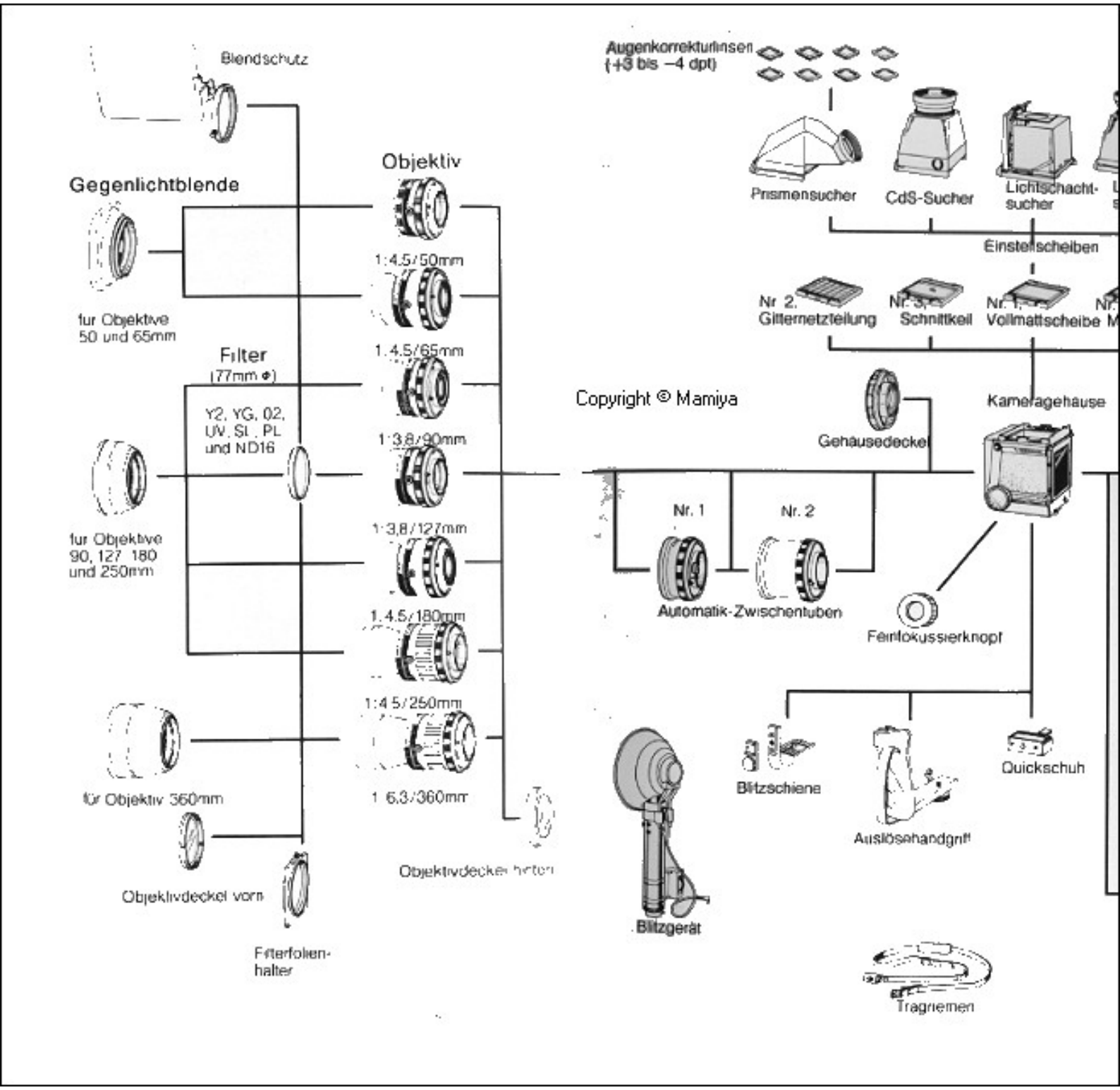
Blendschutz
Gegenlichtblende
für Objektive
50 und 65mm
Filter
(77mm ⌀)
Y2, YG, 02,
UV, SL, PL
und ND16
für Objektive
90, 127, 180
und 250mm
für Objektiv 360mm
Objektivdeckel vorn
Filterfolien-
halter
Objektiv
1:4.5/50mm
1:4.5/65mm
1:3.8/90mm
1:3.8/127mm
1:4.5/180mm
1:4.5/250mm
1:6.3/360mm
Objektivdeckel hinten
Copyright © Mamiya
Augenkorrekturlinsen
(+3 bis −4 dpt)
Prismensucher
CdS-Sucher
Lichtschacht-
sucher
Einstellscheiben
Nr. 2.
Gitternetzteilung
Nr. 3.
Schnittkeil
Vollmattscheibe
Gehäusedeckel
Kameragehäuse
Nr. 1
Nr. 2
Automatik-Zwischentuben
Feinfokussierknopf
Blitzschiene
Auslösehandgriff
Quickschuh
Blitzgerät
Tragriemen



Copyright © Mamiya

Single-action Focusing Hood

Focusing Knob Lock Lever

Mamiya RB67 PRO S
Mamiya RB67
Mamiya RB67
Copyright © Mamiya


PRO S LOCK
120
Copyright © Mamiya

Copyright © Mamiya
Mamiya RZ67

Mamiya RB67 Pro-S System Chart

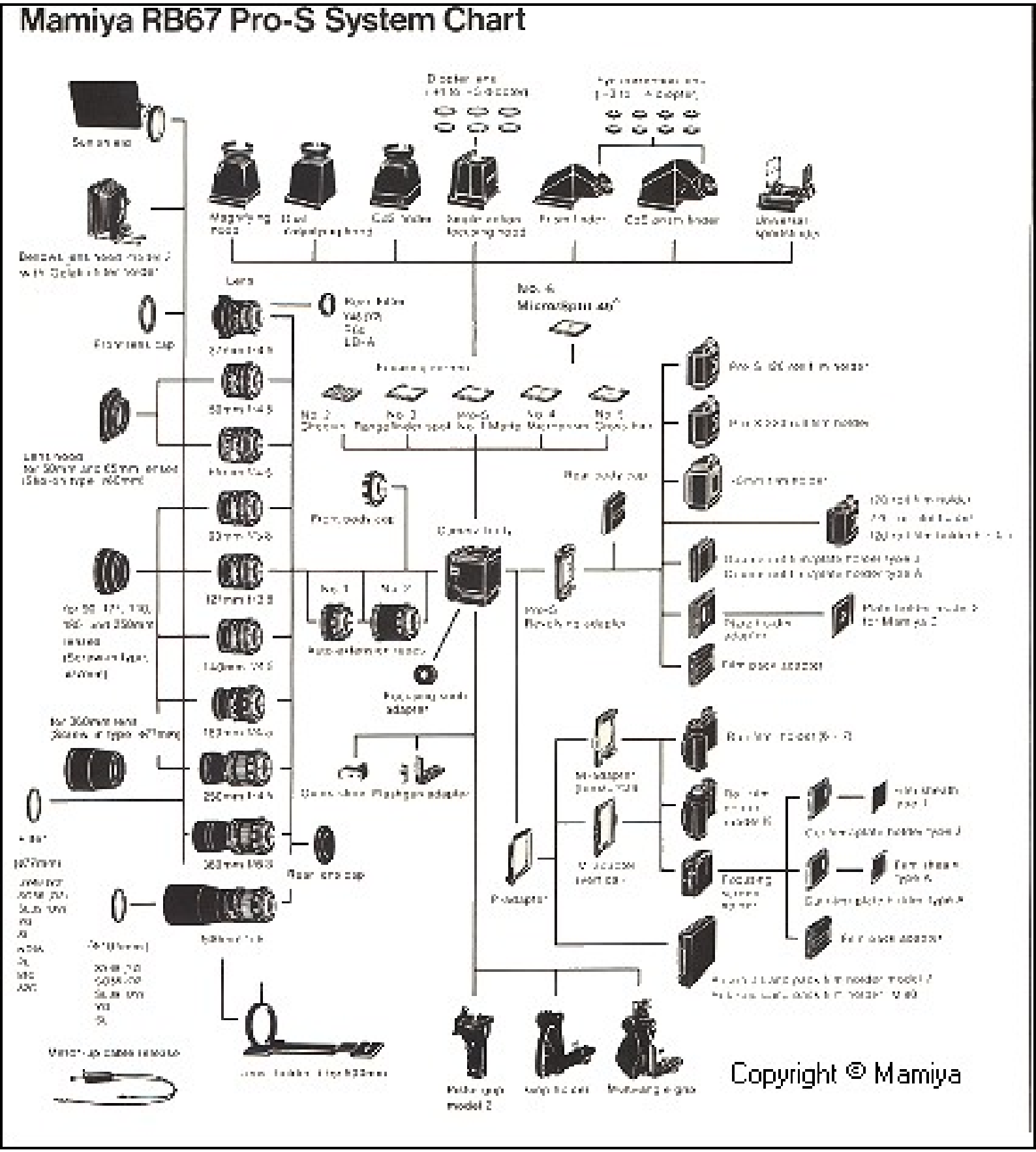

Copyright © Mamiya

STANDARD

127mm f3.8C



MAMIYA-SEKOR Z

127mm f/3.8

Copyright © Mamiya


Copyright © Mamiya

LEICA
Willkommen bei • Welcome to • Bienvenue chez • Benvenuti alla
LEICA
Leica Camera AG
Warenannahme
Akademie
Kundendienst
Service
P

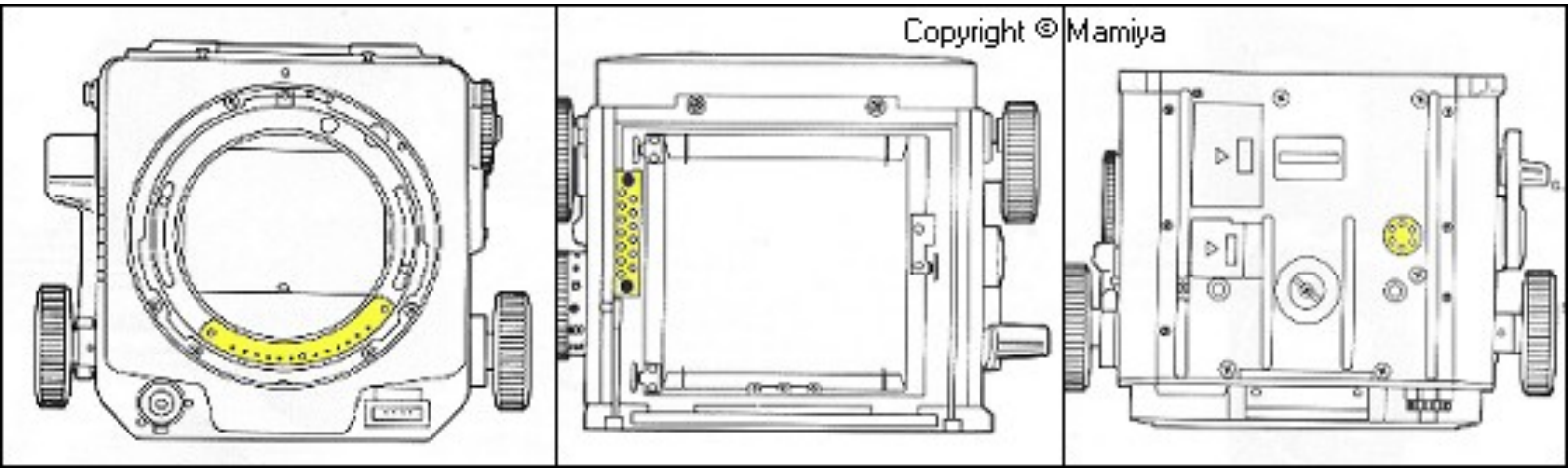
Copyright © Mamiya

Copyright by
Christoph Gadol


Copyright ©

LEICA 110

nmung 1931
LEICA I Schraubgewinde 1930
LEICA II 193
Copyright by Christoph Gaedke
Typ 1 1926
LEICA I Anastigmat 1:3,5 1925
LEICA I Elmax 1: 3,

Copyright by
©
Christoph Gaudius


Copyright by Christoph Oberer

Copyright by
©
Christopher Gadsden

Leica
IN COLOUR
LEICA IN COLOUR
Paul Henry van Hasbroeck
Copyright by
Christoph Gadola

LEICA
R 3
ELECTRONIC

AUTOMATIC
15
30
60
125
250
500
1000
Copyright by

Copyright © Leica Camera AG

1879-1979

100 Jahre Oskar Barnack
Erfinder der LEICA®
Vater der Kleinbildfotografie

100 Years Oskar Barnack
Inventor of the LEICA
Father of
35mm photography

100 ans Oskar Barnack
L'inventeur du LEICA
Père du format 24 x 36

z will
st lu-
tz is
nary
and
spe-
the
Bar-
LEI-
ca-
old plat-

spéciale du LEICA
R3 et LEICA M 4-2:
des LEICA dorés.

Die LEICA R3-MOT
Profil und Technik einer modernen Kamera



Copyright © Leica Camera AG

1
2
3
4
5
6
7
8
9
10
11
12
13
14
15
16
17
18
19
LEICAFLEX
SL


1
2
3
4
8
9
16
18
19
20
17
22
15
11
5
12
14
10
13
6
7
21
LEICAFLEX
SL2

Copyright by
Christoph Ostertag
LEICA R
LEICA R 4 s-MOD. 2
10 046